



Welcome

Clubhouse appendix Under 5s



This appendix includes materials for 0-5s and can be used alongside the activities in the holiday club resource or independently. Some of the activities in *The Clubhouse* materials will be easy to adapt for little ones, but this appendix includes some extra suggestions which are tailor made for this age group.

The modern parable

This is a story that a child might have on their bookshelf at home or in toddlers/playgroup/nursery which ties in with the theme for the day. There are some questions to help you link to the theme too.

What's in the box?

This is a fun way of developing the theme. Use the same box each time (a bag would work equally well). As you get the box out, sing (to the tune of 'The Farmer's In His Den') *What's in the box, what's in the box? Let's see, let's see, what's in the box.* Then draw the items out one at a time and let the children explore them while you chat with them about the objects and their link to the story or theme.

Sensory and tuff tray ideas


Sensory play is important in stimulating the five senses, but also allows children to explore and be creative. This can be using bags filled with different textures, a variety of shapes cut out of different textures, playing with objects which smell or taste. This can be something they touch, or smell, something they put on, or something that makes sounds.

Tuff trays are a great way to contain sensory bases. The accessibility variations of them also allow babies and young children to sit in them and be immersed with the sensory elements. Materials that are good to be used in tuff trays:

- edible sand can be made from a variety of foods – oats, Cheerios, crackers – anything that is 'sand coloured' blitzed down in a blender
- rice, pasta
- soapy water, mud
- shredded paper.

Day one

Modern parable



Incredible You
by Rhys Brisenden and
Nathan Reed

Read by Miss B Reads
[youtu.be/](https://www.youtube.com/watch?v=TOiC2fiLXOE?si=eS0NgK1vaES9PvVM)

[TOiC2fiLXOE?si=eS0NgK1vaES9PvVM](https://www.youtube.com/watch?v=TOiC2fiLXOE?si=eS0NgK1vaES9PvVM)

Questions:

- I wonder what you liked best about today's story?
- I wonder how we welcome other children?

What's in the box?

- Fairy door – to welcome people in
- Door mat – how do you welcome people to your house?
- Cups – to share together
- Little play people – practice welcoming and blessing each other
- Cushions – to sit and chat to each other
- Soft toys – to hug.

Tuff tray

Fill the tuff tray with battery operated lights, secure some thin paper over the top of the tuff tray and then place some people shapes on the top. Move the people towards the lights.

Sensory play

Have a spotlight shining on the ground and some felt or fabric figures. Move them towards to light, to represent Jesus welcoming all.

Game

Play the game 'Pin The Tail On The Donkey', which can be found in the day one main session material.

Creative

Make the gingerbread people biscuits which can be found in the day one main session material.

Prayer


All line up at the door, as each little one passes through the door the leader says, Thank you God for (say their name) please bless them.

They could high five, fist bump or similar with the leader and say Amen.



Day two

Modern parable



Everybody Has A Body
by Jon Burgerman

Read by Jon Burgerman
youtu.be/yBb0_

[TooDBs?si=otlIS4KxUvJigd4t](https://www.youtube.com/watch?v=yBb0_)

Questions:

- I wonder what you liked best about today's story?
- I wonder how we welcome people who are different from us?

What's in the box?

- A fairy door – we are all welcome in this place
- A Lego person or a doll – we are all part of a body which all fits together and works together, even if we are a bit different. We all have a part to play
- Jigsaw pieces – the jigsaw pieces all fit together in their correct places to make a whole picture
- A glove, sock and hat – talk about the fact that without a body these things do not work
- Some Lego blocks to create a car – the blocks all fit together to create something new and each block has a purpose – without all the blocks we wouldn't be able to create the car.

Tuff tray

Put some paint and some gingerbread cutters or people shapes in the tuff tray. Let the babies or children play with the paint and make prints of people all over the tuff tray.

You could line the tray with paper to create a piece of artwork. Or fill the tuff tray with head shapes, eyes, noses and mouths and let the children play creating faces with them.

You could add in grated carrot and green beans for hair.

Sensory play

Lay out vegetables such as carrots, peppers, radishes, tomatoes and cucumber. Encourage the children to make faces using the vegetables (you could use fruit for this instead).

Game

Play the parachute game 'Fruit Salad', which can be found in the day two main session material.

Creative

Tangrams


What you do:

1. Have ready for each child an A4 page with a few simple shapes on, (a purple square, orange triangle, blue rectangle and a green circle) to make the shape of a person.
2. Print an extra copy for each child and cut the shapes out. The idea is now for the children to match the shape to the picture and stick them down.
3. You could have a title or a sentence written on the sheet in bubble writing to colour in.
4. If you want to make the activity more durable, print the picture and the shapes on paper and laminate them.
5. Cut the shapes out and use Velcro rough and smooth dots (rough on the shape on the

picture and smooth on the cut-out shapes) so that the children can put them on without them slipping.


Prayer

'Button Prayer', which can be found in the day two main session material.



Day three

Modern parable



Amazing
by Steve Anthony

Read by Steve Anthony
youtu.be/ueAoTqkuIMQ?si=6jMfgp8o3dKk1NDm

Questions:

- I wonder what you liked best about today's story?
- I wonder how we welcome unexpected visitors?

What's in the box?

- Fairy door – to welcome people in
- Simple puzzles – everyone has a part to play
- Lego – discuss how sometimes things are broken, sometimes they get fixed and sometimes they don't
- Sticky tape stuck to a tray – peel off the sticky tape, make things new again
- House with hole in/characters – characters to reenact the story
- Vehicles and characters – transport the characters.

Tuff tray

Draw a house shape in rice on the tuff tray, or use pen or tape. Have lots of figures and see if the children can place them in the house. How do they get in?

Sensory play

Fitting things inside a kitchen roll core, what fits and what doesn't? Use a variety of objects with different textures, eg pompoms, blocks, wool.

Game

Play the game 'Caterpillar Race', which can be found in the day three main session material.

Creative


Pasta Faces Embossed Collage

You will need:

- a piece of cardboard
- pasta
- foil
- glue.

What you do:

1. Arrange the pasta into a face and glue it down onto the card.
2. Cover it with glue and place a piece of foil over it, pressing down to let the pasta face show through.
3. Fold over the edges to keep the pasta in place.




Prayer

Use the Makaton action prayer which can be found in the day three session material.

Day four

Modern parable



No Matter What, We All Belong
by Becky Davis

Read by Seven
surviving stars
[youtu.be/](https://youtu.be/wmqWOvUgRWA?si=uCoCj3n9PnJTunVU)

[wmqWOvUgRWA?si=uCoCj3n9PnJTunVU](https://youtu.be/wmqWOvUgRWA?si=uCoCj3n9PnJTunVU)

Questions:

- I wonder what you liked best about today's story?
- I wonder how we welcome people from a different country?

What's in the box?

- A fairy door – we are all welcome in this place
- A small globe – this is the world. It is full of wonderful places
- A heart – even though we are from difference places, we are the same and we all love the same
- Hello in different languages – try saying Hello to each other in a new way, without words, we do not need to know a language to be able to share a hello
- Some hats from around the world – look at these, I wonder where they are from and who might wear them.

Tuff tray

Create an image of the world onto the tuff tray and add lots of hearts in different textures. We all love the same, no matter where we are from.

Sensory play

A box full of hats of different textures for the children to play with. I wonder which country they are from.

Game

Play the parachute game 'Protect The World', which can be found in the day four main session material.

Creative

Multicoloured Fruit Salad

You will need:

- a variety of fruit already chopped up into small pieces to avoid any choking hazards, such as bananas, apples, blueberries, strawberries, raspberries, grapes, kiwi fruit and melon.



What you do:


Have the fruit ready in bowls and ask the children to create their multi-coloured fruit salad, wondering together about where the fruit have come from, and if the children have seen these fruits before.

Prayer

Use the 'Footprints Prayer', which can be found in the day four main session material.

Day five

Modern parable



We're Going On A Bear Hunt
by Michael Rosen

Read by Michael Rosen
youtu.be/Ogyl6yKDwds?si=6ZqWB2IZDGbbk_Pk

Questions:

- I wonder what you liked best about today's story?
- I wonder what you wonder about?

What's in the box?

- Fairy door – to welcome people in
- Question marks – it's good to ask questions
- Big wooden cross – to talk about Jesus
- Blanket – to hide under or to hide Jesus
- Toy characters – to act out the Thomas and Jesus story
- Happy/sad faces – on a wooden spoon or a paper plate. Talk about how Thomas was feeling and how Jesus was feeling.

Tuff tray

Lots of question marks in edible sand, find the questions in the sand.

Sensory play

Place some question mark shapes into a large grip seal bag with other shapes. Add some coloured water and seal the bags tightly, using gaffa tape. Allow the children to play with the bags on the floor and find the question marks.

Game

Play the 'Guess Who' game, which can be found in the day five main session material.

Creative

Treasure Box

You will need:

- a nice box
- a variety of items that could be treasure
- some filling to bury the treasure in.



What you do:

1. Play with buried treasure in a treasure box. The children find things and decide each time if they want to keep the treasure or put it back.
2. You could add in a bag of sweets for each child to take home, as it's the last day.

Question: what do we do with these things?

Prayer

Sensory

This is a sensory prayer. The different materials are placed on the floor one in front of the other and the children walk across them bare foot. As they step onto each material you could say the words:

Sand paper:

Dear God, help me when things are hard.

Bubble wrap:

Dear God, help me when things seem scary.

Soft blanket:

Thank you God for keeping me safe.

Blow bubbles at them:

Thank you God for when I feel happy. Amen

