

# Day three

## We all have different abilities, and are all welcome

### Bible reading

Luke 5:17-26

*International Children's Bible*



#### Jesus Heals a Paralysed Man

<sup>17</sup>One day Jesus was teaching the people. The Pharisees and teachers of the law were there, too. They had come from every town in Galilee and from Judea and Jerusalem. The Lord was giving Jesus the power to heal people. <sup>18</sup>There was a man who was paralysed. Some men were carrying him on a mat. They tried to bring him in and put him down before Jesus. <sup>19</sup>But because there were so many people there, they could not find a way to Jesus. So the men went up on the roof and made a hole in the ceiling. They lowered the mat so that the paralysed man was lying right before Jesus. <sup>20</sup>Jesus saw that these men believed. So he said to the sick man, 'Friend, your sins are forgiven.'

<sup>21</sup>The Jewish teachers of the law and the Pharisees thought to themselves, 'Who is this man? He is saying things that are against God! Only God can forgive sins.'

<sup>22</sup>But Jesus knew what they were thinking. He said, 'Why do you have thoughts like that in your hearts?' <sup>23</sup>Which is easier: to tell this paralysed man, 'Your sins are forgiven,' or to tell him, 'Stand up and walk?' <sup>24</sup>But I will prove to you that the Son of Man has authority on earth to forgive sins.' So Jesus said to the paralysed man, 'I tell you, stand up! Take your mat and go home.'

<sup>25</sup>Then the man stood up before the people there. He picked up his mat and went home, praising God. <sup>26</sup>All the people were fully amazed and began to praise God. They were filled with much respect and said, 'Today we have seen amazing things!'

### Bible video

[youtu.be/SWDgdPiNpz0?si=RbCvpVSNfFhdIHh6](https://youtu.be/SWDgdPiNpz0?si=RbCvpVSNfFhdIHh6)

Crossroads Kids Club (3:39)

### Arrival activity

#### Tabletop Football

Play it with one hand behind your back, or with your eyes closed, or one minute in silence, or without the straw, or with instructions in a different language, or move the goal posts.



## Story

### Man Through The Roof

We all have different abilities, and are all welcome.

Before the story, use tape to mark out a square on the floor. Make it just big enough to fit all your group in tightly, and leave a space where the door would be. The children's responses and actions are in red.

I want to tell you a story, but I need your help. Let's imagine that we are living in a town called Capernaum by the sea of Galilee, more than 2000 years ago.

And in the town today there is a lot of excitement because Jesus is here, and we know he is in the house nearby.

**Excited noises and mumbles.**

I say we all go and see him, there's always a story to listen to or something amazing to see with Jesus – come on.

**Lead the children in a line out of the room and back again to the house on the floor.**

When we got to the house, we all went inside to see Jesus. It was a small house, and there were lots of people. Look!

**Show the square on the floor and invite the children to enter the door and sit in the house. Welcome them all at the door, and encourage them to find a space to sit down. One leader stands in the middle as Jesus. Once all the children are in the house, begin again.**

Are we all in? It's a very tight squeeze – can you all see Jesus OK? So Jesus began to talk to them.

**Jesus begins to welcome everyone, but gets interrupted by a leader.**



Sorry I'm late, oh is there room for me?

**Encourage the children to shout NO MORE ROOM! Then encourage them to budge up and welcome the leader into the house. Repeat this a few times until there is definitely no more room.**

Jesus continues. Welcome everyone, it's so good to see you all. I want to tell you all about God and how much you are loved.

But as Jesus was speaking, some more people arrived at the house. Can you see them? What is it that they are carrying?

**Four leaders appear with a stretcher or duvet, carrying it by the four corners. Have a child or teddy on the mat.**

The four friends had heard about Jesus and how he helped people, and wanted to bring their friend to him. Their friend could not walk; he was born like this. They wanted Jesus to help him. But when they got to the house, they couldn't get him to Jesus because of the crowds. NO MORE ROOM!

**Leaders begin to try to shuffle their way in, others can be shouting watch out! Be careful! We are full! Come back another day! NO MORE ROOM.**

The friends were desperate, so they hatched a plan.

Four friends tie ropes to each corner of the blanket, and spread out around the house. Then they lift the bed over the top of the children and place it by Jesus' feet as the narrator says ...

The four friends went up onto the flat roof and they removed the straw and mud ceiling, making a hole above the heads of the people inside. They then gently and slowly lowered their friend into the house and placed him at Jesus feet.

When Jesus saw their faces, he said to the man:

'Your sins are forgiven.'

Some people who were watching thought, 'Who does he think he is? Only God can forgive sins.'

Jesus knew what they were thinking, and said to them, 'Why do you think these things? So that you will understand just what I can do, watch this.' He said to the man, 'Get up, take your mat and go home.'

The people were amazed as they watched the lame man get up, pick up his bed and walk out. Lame man acts it out and leaves the house, saying, 'Excuse me please,' as he budges past the children.

Everyone was amazed by what they saw that day.

NO MORE  
ROOM!

## Wondering questions

- Who was made welcome in this story?
- Who did the welcoming?
- What does this story say to us?
- Where do you see this story today?



## Small group prayer

### Release Prayers

Each person takes one cup, and in felt tip writes or draws something on it that gets in the way of us doing things in our lives (lies, disability, age, other people, fear). When everyone has written or drawn something, create a tower with them. Then take it in turns to throw a soft ball at the cups, knocking them down. Shout Amen as the cups fall to show that you'd like God's help in breaking down the barriers that stop people living their lives to the full.



## Activity/craft


### Embossed Collage

*You will need:*

- a piece of card from an old cardboard box about 20cm x 20cm
- items to create an image – string, buttons etc
- foil
- glue.

*What you do:*

1. Draw a design on the card. Keep it simple, like geometric designs, fish, sun and stars.
2. Go over the drawing with some glue and lay the string or buttons along the line of glue. Try and make sure everything is glued down securely.
3. Give each child a sheet of foil that is a bit larger than their picture. Carefully crumple up the foil and then open it up again. Cover the cardboard with some glue – you can use an old brush for this if you have one. Place the foil on top of the picture with the shiny side facing up.
4. Gently press the foil down over the surface of the cardboard, pushing it down between the string and things with your fingers so that it shows the image clearly. Fold the extra foil on each side of the cardboard over to the back of the project. You can use a bit of glue to secure it to the back if you want.
5. Close your eyes and feel the picture you have created, and maybe even feel some of the rest of the group's pictures too.



## STEM activity

### Accessible Housing

People with a disability, whether seen or hidden, can find getting around spaces a challenge for a variety of reasons. Could you create a house that is accessible? It might help to think about who you are going to make it welcoming for, perhaps someone in a wheelchair, perhaps someone with sensory challenges. Use the resources provided to make your own house. When finished, you could each showcase your house to your group, explaining who it's for and how you have made it accessible.



## Recipe

### Edible House

*You will need:*

- cream crackers
- cream cheese
- mini Jelly Babies.



*What you do:*

1. Using four cream crackers, create a box to be the walls of the house. Use cream cheese to 'glue' the crackers together.
2. Take another cream cracker to create the roof, and carefully snap the cracker in half so that the roof can be split apart.
3. As an alternative for the roof, you could use bread sticks laid across the walls to create the roof, and these can be removed to make the hole in the roof.
4. Use the house to retell the story, and split the roof apart so you can lower the jelly sweet into the centre of the house.
5. Enjoy eating it.

## Games



### Caterpillar Relay Race

We may not all have the same abilities, but we can find a way for everyone to participate.

*You will need a few sleeping bags.*

*What you do:*

1. The children sit at one end of the room in small groups.
2. They then race one at a time to the other end and back again until their whole team has completed it. The difference is that they do it in a sleeping bag.
3. The child gets fully into the sleeping bag, lies on the floor head first, and then crawls like a caterpillar across the floor.

## The Four Helpful Friends

(Remember to do a risk assessment before playing this game.) The four friends were not put off by the barriers in their way – they knew that Jesus would welcome their friend, so they simply found a way to get him there.

*You will need:*

- a low-level simple assault course
- a few bed sheets.

*What you do:*

1. In groups of five, the children undertake the low-level assault course whilst carrying one of their friends in the bed sheet.
2. Ideas for the low level assault course could include chairs or obstacles to go around, a net to crawl under, a soft play obstacle to go over.

## Bring A Friend To Jesus

The friends had to be inventive in finding a way to bring their paralysed friend to Jesus to be healed. Just like in the story, teams will have to be inventive in getting past the barriers that stand in their way.

*You will need:*

Each team will need something slightly fragile. If you are inside, you could use a small paper bag filled with rice (you will need dustpan and brush handy!) or if outside you could use a water balloon. This represents the team's 'friend' and they can carefully draw a face on it.

*What you do:*

1. Choose a leader to be Jesus, and stand them in the centre of the room or in a space outside.
2. Use chairs or a rope to create a fairly large circle around Jesus – nobody but Jesus is allowed inside this space.
3. The aim is for each team to find a way to get their friend as close as possible to Jesus' feet without it bursting!

# Large group prayer

Makaton Signed Prayer  
[youtu.be/0vPxhYIzKI4](https://youtu.be/0vPxhYIzKI4)



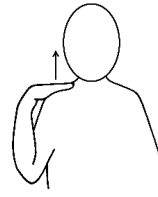
God



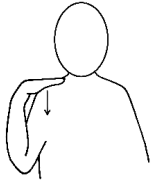
Thank you




love




tall



small



hair




glasses



not


Repeat  
brushing  
movement  
twice



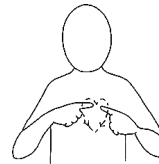
young



old




same



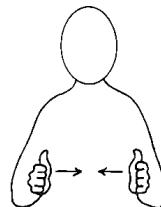
heart



happy



friend



amen

Dear God,  
 Thank you that you love us,  
 Whoever we are  
 Whether we are tall or small,  
 If we have long hair or short,  
 Wear glasses or not.  
 If we are young or old  
 You love us all the same.  
 You do not judge by how we look,  
 But you know our hearts  
 And that makes us happy  
 To have you as our special friend.  
 Amen