

# Day four

## We come from different backgrounds and are all welcome

### Bible reading

John 4:1-26



#### Jesus and a Samaritan Woman

<sup>1</sup>The Pharisees heard that Jesus was making and baptising more followers than John. <sup>2</sup>(But really Jesus himself did not baptise people. His followers did the baptising.) Jesus knew that the Pharisees had heard about him. <sup>3</sup>So he left Judea and went back to Galilee. <sup>4</sup>On the way he had to go through the country of Samaria. <sup>5</sup>In Samaria Jesus came to the town called Sychar. This town is near the field that Jacob gave to his son Joseph. <sup>6</sup>Jacob's well was there. Jesus was tired from his long trip. So he sat down beside the well. It was about noon. <sup>7</sup>A Samaritan woman came to the well to get some water. Jesus said to her, 'Please give me a drink.' <sup>8</sup>(This happened while Jesus' followers were in town buying some food.)

<sup>9</sup>The woman said, 'I am surprised that you ask me for a drink. You are a Jew and I am a Samaritan.' (Jews are not friends with Samaritans.)

<sup>10</sup>Jesus said, 'You don't know what God gives. And you don't know who asked you for a drink. If you knew, you would have asked me, and I would have given you living water.'

<sup>11</sup>The woman said, 'Sir, where will you get that living water? The well is very deep, and you have nothing to get water with. <sup>12</sup>Are you greater than Jacob, our father? Jacob is the one who gave us this well. He drank from it himself. Also, his sons and flocks drank from this well.'

<sup>13</sup>Jesus answered, 'Every person who drinks this water will be thirsty again. <sup>14</sup>But whoever drinks the water I give will never be thirsty again. The water I give will become a spring of water flowing inside him. It will give him eternal life.' <sup>15</sup>The woman said to him, 'Sir, give me this water. Then I will never be thirsty again. And I will not have to come back here to get more water.'

<sup>16</sup>Jesus told her, 'Go get your husband and come back here.'

<sup>17</sup>The woman answered, 'But I have no husband.'

Jesus said to her, 'You are right to say you have no husband. <sup>18</sup>Really you have had five husbands. But the man you live with now is not your husband. You told the truth.'

<sup>19</sup>The woman said, 'Sir, I can see that you are a prophet. <sup>20</sup>Our fathers worshipped on this mountain. But you Jews say that Jerusalem is the place where people must worship.'

<sup>21</sup>Jesus said, 'Believe me, woman. The time is coming when you will not have to be in Jerusalem or on this mountain to worship the Father. <sup>22</sup>You Samaritans worship what you don't understand. We Jews understand what we worship. Salvation comes from the Jews. <sup>23</sup>The time is coming when the true worshippers will worship the Father in spirit and truth. That time is now here. And these are the kinds of worshippers the Father wants. <sup>24</sup>God is spirit. Those who worship God must worship in spirit and truth.'

<sup>25</sup>The woman said, 'I know that the Messiah is coming.' (Messiah is the One called Christ.)  
'When the Messiah comes, he will explain everything to us.'

<sup>26</sup> Then Jesus said, 'He is talking to you now. I am he.'


## Bible video

[youtu.be/6Vf3rqnoG5c?si=5sWWk8VZsPmFTagR](https://youtu.be/6Vf3rqnoG5c?si=5sWWk8VZsPmFTagR)  
Lifekids (2:39)

## Arrival activity

### Wreath Of Welcome

Make different flags from around the world decorated with tissue, flowers or anything else.



## Story

### We Come From Different Backgrounds And Are All Welcome

*You will need:*

- blocks in different colours, shapes and sizes
- a small circle block for the well
- a neutral coloured mat or rug to tell the story on.

The actions the storyteller makes are in red.

This is a story of a man named Jesus. Jesus was a Jew born in Bethlehem where his dad Joseph came from, became a refugee in Egypt, grew up in Nazareth where his mum was from, and he was God's own Son come down from heaven to show us how to live and share God's love with everyone. **Place a multicoloured block in the middle of the story mat.**

Jesus went to many places, cities and towns, and everywhere he went he met people who came from different places, cultures, and backgrounds. Jesus welcomed them all. **Place many different coloured blocks all over the mat.**

One day, Jesus was on his way to Galilee, and he passed through a town called Samaria. It was a long journey, and Jesus was hot, tired and thirsty. **Remove all people blocks, and place Jesus at the centre of the mat.**

Jesus came to a well that was in the fields given to Joseph by his dad Jacob. It was Jacob's well. People would come to the well to get their water for cooking, washing and drinking. They would often come and meet at the well, to chat and meet friends while getting water. But it was midday, when the sun was at its hottest, and no one was there. **Place the well block by Jesus.**

Jesus sat by the well. So thirsty. A woman also came to the well. This woman was a Samaritan, Jesus was a Jew, and Jews and Samaritans usually did not mix. **Bring the woman to the other side of the well.**

Jesus said, Please can I have a drink of water? **Move Jesus to the side of the woman.**

The woman was shocked, saying, 'How can you ask me for a drink? You are a Jew and I am a Samaritan.' Jesus answered, 'If you knew who I was, you would be asking me for water and I would give you the freshest coolest water of life.' She said to him, 'You don't even have a bucket, where are you going to get water to give to me?'

Jesus answered, 'If you drink the water from the well you will be thirsty again, but if you drink the water I give to you, you will never be thirsty again.'

The woman said, 'Please give me this water.' Jesus told the woman who he was, and he also told her all he knew about her life.

**As you speak each narrative, simply place your hand over the block speaking.**

As they were talking, Jesus' disciples returned, and they were amazed to see Jesus talking with a Samaritan. 'What are you doing?' they asked. 'You shouldn't be talking to people like her.'

**Bring 12 blocks to join Jesus at the well.**

The woman left them quickly, and went to tell others about the one she had met at the well and all the amazing things he had said to her. **Place more blocks around the mat and have the woman go to each one for a second and move on.**

The people came to see Jesus for themselves. Jesus welcomed them all, and many began to believe in him that day. **Bring the blocks around the mat to where Jesus is.**

After two days, Jesus and his disciples left that place and moved on. **Move Jesus and his friends blocks away.**



## Wondering questions

- Who was made welcome in this story?
- Who did the welcoming?
- What does this story say to us?
- Where do you see this story today?



## Small group prayer

### World

For this prayer, you will need pipe cleaners to make the people, and a small map of the world printed out for each child. Once the children have made a figure of themselves, allow them to place it on the world map.



Alternatively, this could be a prayer as a group you choose to do together – if so, all the figures could be placed on a country where a child has visited, has relatives, or feels connected to.




**Dear God,**  
**The world is a big place,**  
**Help me to know I belong and have**  
**much to offer,**  
**Whether I am small or tall,**  
**Young or old.**  
**We are loved by You.**  
**Help me to remember children in**  
**other countries,**  
**Where it is hot or cold.**  
**Where there is clean water or not,**  
**Where there is danger or peace.**  
**You are with us all around your world.**  
**Amen**

## Activity/craft

### Well Of Welcome

*You will need:*

- pieces of card cut into bucket shapes, or a template for bucket shapes to use on card
- string or wool
- clean, empty yogurt pot, small Pringles pot, paper cup or similar
- card to cover outside of yogurt pot
- reference sheet of 'welcome' in different languages.



*What you do:*

1. Cut out bucket shapes from the card.
2. On one side of the bucket shape, write the word 'welcome' in a language of your choice. On the other side of the bucket shape, write the name of the language you used.

3. Draw a brick pattern on the card to cover the outside of the yogurt/Pringles pot/paper cup and fasten on with glue or tape.

4. Make holes around the rim of the pot – ask an adult to help with this. One way is to use the point of a pair of scissors, placing a ball of Blu-Tack or Plasticine underneath for the point to go into. In some cases, a hole-punch may do the trick.

5. Tie pieces of wool of different lengths to hang down from the holes and tie the other end to the handles of the bucket-shaped cards.

6. Make a hole in the top of the yogurt/Pringles pot/paper cup and put a string or piece of wool through to make a hanger.



## STEM activity



### Rainbow Welcome


You will need a packet of Smarties or Skittles.

Think about how the Smarties are all different colours, and remind us of how we are all different.

*What you do:*

1. Get each person to add a sweet around the edge of the plate.
2. As they do this, get them to think about people from a different country, race or culture. This can be either spoken or silent. Repeat this until you have a full circle of sweets around the edge of the plate.
3. When you have added all the sweets, gently pour some warm water into the middle of the plate until it reaches all the sweets.
4. Sit quietly and watch as the colours combine with the water, just like Jesus welcomed the woman at the well even when she felt left out.
5. When the colours all join up, say 'Thank you that we are all welcome and united in God's love.'

## Recipe



### Multicoloured Fruit Salad

*You will need:*

- a variety of colourful fruits
- bowls or, if you prefer, a jar for each child.

*What you do:*

1. Chop up the fruit into small chunks and add them together to make a multicoloured fruit salad.
2. Maybe as you are doing it chat together about what countries the fruits come from.



## Games



### Games From Other Cultures

This is a fabulous opportunity to get others involved. If you have other cultures in your church, ask them what games they play in their cultures, and perhaps invite them to come and run some.

### Protect The World Parachute Game

As we think of people all over the world, of different backgrounds and cultures and ethnicities, we can remember how important the world is to God and how we need to protect it.

*You will need:*

- a parachute
- an inflatable globe
- ball pit balls.

*What you do:*

1. The group stands in a circle, holding the parachute at waist height.
2. Place the globe and small balls on top of the parachute.

3. Now shake it hard, with the aim of bouncing the small balls off the parachute, but protecting the globe by not letting it drop off the parachute.

### Global Minute-To-Win-It Games

These minute-to-win-it games use materials from all around the world.

*What you do:*

**Chopsticks and Smarties:** How many Smarties can you pick up in a minute and place in another bowl using only chopsticks?

**Pick up sticks spaghetti:** Drop a pile of uncooked spaghetti randomly on the table. How many strands can you pick up in a minute without moving any other strands? Each time another strand of spaghetti moves, there's a five-second forfeit.

**Dorito house of cards:** How tall a house of cards can you build in a minute using Doritos instead of cards?

**Move grains of rice with a slotted spoon:** Use a slotted spoon to move as many grains of rice as possible from one bowl to an empty bowl. How many grams can you get in the other bowl?

**Find things in a washing up bowl of rice using feet:** Fill a washing up bowl with grains of rice to create a lucky dip. Use feet to find the hidden items. Who can find the most and lift them out onto the floor with their toes?

**Doughnut on a string:** Hang ring doughnuts on strings from a pole. With hands behind backs (older children could also be blindfold!), how many doughnuts can you eat in a minute?

## Large group prayer

### Footprints

*You will need:*

- different coloured card (card that is a variety of shades of skin colours would work well for this)
- scissors
- pens/pencils.

*What you do:*

1. Begin by getting each child to draw around their foot. They could keep their shoes on, and draw around that. Cut out each footprint.
2. Gather all the footprints together, and either lay them in a circle or scatter them all over the middle of the room.
3. Ask the children to go and stand on a footprint and say a prayer for that person (give them examples as they won't know who's foot their standing on – 'Lord, please bring this person happiness'; 'Thank you God for this person being here' etc).
4. You can encourage children to pray for two or three (or more) footprints.
5. You can also make a game of it – musical prayers, similar to musical chairs. Get the children to dance around to the music, and then run to a footprint when the music stops. Give them enough time to say a prayer and then start the music again. Don't take any of the footprints away though!
6. This shows children that they can have fun while they talk to God.

