

Love God, love others – Jesus ministry



Bible reading

The Greatest Commandment, Matthew 26:36-40 bit.ly/48G5gjF

Parable of the Good Samaritan, Luke 10:25-37 bit.ly/48LDhyU

Bible video

- The Most Important Commandment – Cartoonbible bit.ly/3S5UCvr
- Jesus – Love God, love others – Little Seeds bit.ly/48KcB1B
- Parable of the Good Samaritan – the miracle maker bit.ly/3OdhBna

Arrival activity

Sharing God's love

Explain that today we will be thinking about God's love and how we share it with others. Give every child a card and ask them to think of one thing that they could do today to share God's love. You may need to help with ideas such as be kind, use kind words, help someone, serve someone at snack time and so on. They can write and illustrate these on the card and decorate it. Put these cards up in the group area as a reminder for the day ahead. At the end of the day, review all the promises and hand out badges to say how we all tried hard to show God's love to each other. Completion of this task can earn campers the "Love God, love others" badge.

Story

Love God, Love others

A story poem to tell with a repetitive line that enables the children to join in.

Jesus was more than a good man,
Jesus was the son of God.
He came to serve and save the world,
He came to show God's love.

In just a few years he left his mark,
Let's pause and take a look:
Some of the stories of things he did
Can be found here in this book (*show the Bible*).

We are all God's family,
We are sisters and brothers.
Jesus said go ...
Love God and love others.

(During the following statements, you could show images of each example of loving God and loving others)

Jesus loved God and God loved him too,
His whole life showed us what we can do.
He healed the sick, the blind and the lame,
He said we can go and do the same.
He fed the hungry with the help of a boy.
He cared about others, turning sadness to joy.

We are all God's family,
We are sisters and brothers. Jesus
said go ...
Love God and love others.

He chose twelve friends to be on his team.
He taught them to be kind and not
be mean.
He calmed a storm and walked on water.
He raised from the dead the centurion's
daughter.
People would come to hear the stories
he told.
He cared for everyone, young and old.

We are all God's family,
We are sisters and brothers.
Jesus said go ...
Love God and love others.

He challenged the leaders. He put up a fight
When things were unfair, or simply not right.
He talked to the people no one wanted
to know.
He went to the places no one wanted to go.
He spoke words of love, hope and peace.
He went the extra mile for the lost and
the least.

We are all God's family,
We are sisters and brothers.
Jesus said go ...
Love God and love others.

So what can we do to love God and love
others?

What does it mean to be sisters and
brothers?

There are many things Jesus did, that you
might not do
Because Jesus was Jesus and you are you;
But He told us to go, to try and to love,
Remembering that God is our help from
above.

We are all God's family,
We are sisters and brothers.
Jesus said go ...
Love God and love others.

Parable

Close your eyes and open up your imagination. Picture your friend, your best friend, your best friend in all the world. I wonder what you'd do if your best friend needed your help.

I wonder, is there anyone you wouldn't help. What if it wasn't your best friend, not even a friend? What if it was just someone you knew, or even a stranger? What if it was – wait for it – your most hated enemy in the whole wide world?

Open your eyes and look down at your hands. In the kindness of our hands, we see a glimpse of God's wonderful kingdom.

A person was once on a journey, carrying their pack on their back, walking along a lonely, winding road from one city to the next. Then suddenly – ambush! Muggers leapt out from behind the trees and rocks, beating and kicking till the traveller lay broken and bleeding by the path, and ran off taking with them everything the traveller had owned.

Who would help? Ah, here comes someone from the temple, hustling and bustling on their way to worship. Surely a godly person would help. No, the godly person takes one look and goes on hustling and bustling by on the other side of the road.

Ah, here comes someone else from the temple, looks like a musician or a door keeper perhaps. Maybe this person's a bit more practical, surely this person will help. This godly person stops... draws closer... leans over to look... and just as quickly disappears off down the track like greased lightning.

Ah, here comes someone else. It's a foreigner, a stranger, this person won't help at all. Strangers don't help strangers here – it's too dangerous. And foreigners don't help foreigners – the two groups don't get on. If two godly people on their way to the temple won't stop and help, then this passer by will definitely just pass on by.

The foreigner saw the traveller in distress and straight away knew what had to be done. Wounds were washed and cleaned and bandaged.. and that was not all. The traveller was lifted gently off the path and placed on the foreigner's donkey. Slowly and steadily, they journeyed further along the road together to a nearby hostel, a safe place for the injured traveller to rest and recover some strength, all paid for by the foreigner who had come to the rescue.

This story is a parable, a picture story, of course.

I wonder what it tells us about God's kingdom.

Campfire song

To the tune of "This old man, he played one".

This song works really well as a circle song with our arms around each other.

God loves you, God loves me,
We're a happy family.
With a great big hug especially for you,
Won't you say you love God too?

I love you, you love me,
We're a happy family.
With a great big hug, especially for you,
Won't you say you love me too?



Wondering questions

- I wonder where you see God in today's stories and in your story.
- I wonder what one thing you liked best from today's stories.
- I wonder what you will remember about today's stories and maybe share with someone else.

What's your story?

- Can you share the story of a time you helped someone who was hurt or unwell?
- Can you share the story of a time someone had to help you?
- Can you share the story of what you might do when you are older?

Small group prayer


Woven Heart Prayer

What you need:

- Card heart shapes cut from card
- Strips of coloured paper about 1.5cm wide
- Glue.

Before you begin, make some cuts lengthways in the heart about 1cm apart and well away from the edges so that the strips of paper can be woven through the heart.

Invite everyone to think about the people who might need help and need to know God's love and care. Write your prayers for others on the strips of paper. When the prayers have been written, weave the strips through the heart. Put some glue at the end of the strips to secure them in place.




Dear God,
Thank you that you love us and care for us.
Help us to show your love to others people.
May we be good friends and neighbours.
Amen.

Activity/craft

First Aid Kit

1. First make your box. You could re-use cereal boxes or similar. Paint, colour or cover with coloured paper, then use paint or tape to add a white cross on the top. If you are using a cereal box, you will need to re-seal the top and cut a flap in the side of the box.
2. Some groups may choose to create a kit to help those who are ill or hurt, like the traveller in the story; others may choose to create a kit to help someone's relationship with God.
3. Think carefully about what items you will need in your type of kit and how they might be used. You could discuss this as a group or in pairs.
4. Draw pictures, make playdough models or cut and stick your First Aid contents from images that have been printed out.



STEM activity

Timeline

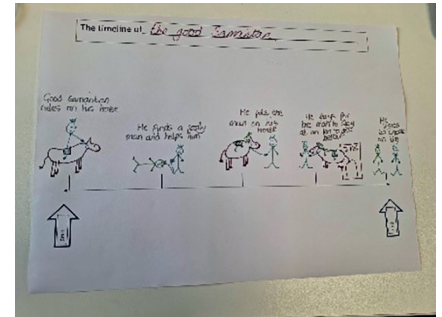
What you need:

- A3 pieces of paper OR large piece of wallpaper
- Colouring pens and pencils.

What you do:

You may need to explain in advance how timelines work – that they are a chronological order of events such as, when born, significant events, finishing point. They are going to create a timeline using words and pictures. This could be for the life of Jesus, for their own lives, or for the good Samaritan's journey (or all, if you have time). Decide on the starting point and finishing point and have a quick chat about what to include on the timeline.

The timelines could be individual or one large one with everyone contributing to it.



Recipe

Fake Wounds

What you need:

- Rice Krispies (gluten free)
- White chocolate (dairy free)
- Red food colouring
- Jam.

What you do:

1. Melt the white chocolate and then mix in red food colouring. Mix in some Rice Krispies. Place the mixture onto some clingfilm and add some jam into the middle.
2. Place the cling film onto your arm and arrange the Krispies cake into a nasty looking scar. Now you can really pick and eat your scabs.



Games

Ministry Line

Set up two washing lines across the room and give each of two teams a basket of pegs. You need to have prepared a set of twelve cards with recognisable images of stories from Jesus' life, one set per team, but shuffled so that they are not in the same order. A runner from each team comes to collect a first card, returns to the team, and as a team they have to decide what the story is and where it comes along a timeline of Jesus's life. Use pegs to peg the card where the team thinks it should go along the washing line. Then another runner should come to collect the next card in their pile. Allocate five points for the first team to finish and then a point for every story that's in the right place on the washing line.



Good Samaritan Race

Give each team five rolled up crepe bandages. One volunteer from each team sits at the far end of the room on a chair. On "GO", the team members run to their volunteer. Between them they must bandage each leg, each arm and the head with the crepe bandages, leaving no bandage dangling. The volunteer cannot help! Once satisfied that their volunteer is completely bandaged up, the team must find a way to transport their volunteer to the other end of the room and across the finishing line. For older children, teams could be disqualified if the bandages come undone.

Large Group Prayer

Parachute Prayer

You will need either a large parachute or some bed sheets.

1. Ensure everyone has hold of the parachute, float it up and down a few times to gain air, then float it as high as possible. Everyone is to quickly stand under the parachute, pulling it down behind them and then tucking the edge of the parachute under their bottoms. The leader says, Dear God, we think of people who feel scared and sad. Let them know your comfort and security, help them feel safe.
2. Stand and hold the parachute and float it up and down again and then sit on the edge of the parachute.
3. The leader says, Dear God, we think of people who feel lonely and left out of things. Let them know your love and friendship.
4. Then stand and float the parachute up and down and quickly sit, pulling the parachute down to create a large bubble.
5. The leader says, 'Dear God, we think of people who fill our lives with fun and friendship and love. Thank you for the joy and comfort they bring. Amen'.

