

Faith Adventures Youth Resource

Embedded in Faith Adventures: Children Together, this youth resource is intergenerational in nature and designed to foster God-connection in church, home and beyond.

For guidance on the purpose of the resource and how to use it as a launch pad for your engagement with children and families, please use this link:
<https://urc.org.uk/wp-content/uploads/2023/01/Faith-Adventures-How-To-FAYR.pdf>

Psalm 90: 2 – God is.... God

Theme: Our forever God is our safe place

Contents:

Introduction	1
Together	1
Experience	2
Explore	3
Express	4
Handout	8

Introduction: What would be helpful to know before we begin?

This psalm is believed to have been written by Moses. Now an old man, he is looking back over his own lifetime as well as the history of God's people and acknowledging that God was there in everything: yesterday, today and forever.

Whilst exploring this theme of God being eternal, never ending, there is a chance that some people may want to talk about bereavement. There may be some who have experienced loss such as losing parents or grandparents and there is a need to tread carefully.

The psalm also explores God being our safe home. We should remember in our discussions that not all homes are safe, but God is a place where we can feel safe for ever – we have a safe home in God. You might want to consider those who have had to leave their homes due to danger e.g. asylum seekers – what is a safe home for them? Do they feel safer in the UK?



Together

Let's start our time with God and each other well

If used in a mixed-age group, then young people can support younger ones in using the gathering prayer in Faith Adventures: Children Together. If used in a youth group, you could use this opening prayer or encourage young people to open the session with a prayer of their own.

All mighty God,

Be with us as we learn more about you through stories and people in the Bible.

Help us to walk in your way and follow your path.

Be with us as we make decisions that affect our lives, and the lives of those around us.

Amen

In-person and Alternative game

See this week's Faith Adventures : Children Together for suitable games for this theme.

FACT suggests playing one of the many games that include a safe place or home base, a place where you can't be 'out' or tagged. Think of the games that the group knows and choose a couple to play, or could the group even invent a new game that involves a 'safe home'?

Experience

Research different versions of this reading on <https://www.biblegateway.com/>
Recommended versions to try are NRSV, Easy-to-read, The Message, NIRV, EasyEnglish

Listen:

Zac Fitzsimmons – sung version of Psalm 90 - Psalm 90
<https://youtu.be/27H6k4wQZAA?si=xpOmDL-On-NKhSyi>

Psalm 90 (Satisfy Us With Your Love) - Shane & Shane
<https://youtu.be/PCDNZwMRYfo?si=CuzSqAHRRFV62kTD>

O God Our Help In Ages Past – Reawaken Hymns
https://youtu.be/9USHRbF5vbw?si=tVxlllg_v8KLmu4C

Yahweh I Know You Are Near by Triunelnu
<https://youtu.be/TT6UXoKUBKs?si=gg1FRyr2URfTihGm>

- Where do you see God in these songs?
- How do they link to the theme of God being eternal and a safe home?
- Do any parts of them particularly stand out for you?

Explore

Ideas and activities to explore this week's Bible passage together

A new way to explore the theme

You may wish to use the explore section from this week's Faith Adventures: Children Together to guide your exploration of the theme this week.

Alternatively:

Think of these phrases and similar ones:

- Make yourself at home
- She seems very at home with that musical instrument
- He was at home in the group very quickly
- This is my home church

When we use the word "Home", what are we thinking of? Does the meaning vary at all?

Play the video "Home" by Andy Hunter <https://youtu.be/COaQj-tMkCs?si=rjzkcN68pvUkECX> whilst people reflect independently. Provide materials such as paper, pens, playdough, building bricks etc that can be used to respond creatively. While the music plays, read aloud different translations of Psalm 90 verse 1.

Draw a large outline of a home – you can be as creative as you like with the kind of home, but just a quick outline is fine. Take a minute to fill it with words or pictures of the things you think are important about a home. Share your ideas with others to find out where you agree and to discover things you hadn't thought of.

Discussion questions:

- What does the term "A safe home" mean to you?
- What is needed to feel at home?
- What is needed to be safe?

Many of us have a place we call "home" – in all different shapes and sizes. Some of us spend our time between two or more places where we live. What do you think it's like for someone who doesn't have a home? You might have personal experience. Look at the picture – it is a famous statue and found in many different places. What thoughts and feelings does it evoke? Some people find the statue offensive, especially when it is outside a church. Can you think why they might feel that way? Do you feel the same?



Homeless Jesus

Attribution-ShareAlike 2.0 Generic (CC BY-SA 2.0)

Some Bible versions refer to God being a safe place and some a safe home. Another word might be sanctuary. What does that word mean? It is often used about one particular area in a church building – do you know which area and why it might be called that?

You could do some research, thinking about the people who have no earthly safe home. Perhaps you could research homelessness and what the church is doing to help people who have no roof over their heads or who are forced to sofa-surf. Why might someone find themselves homeless?



You could find out more about refugees and asylum seekers. For what reasons might a person or family choose to leave their home and travel to a new country and what sort of welcome do they receive there? What happens when someone arrives in this country having fled their home country because they felt unsafe? What does the church in this country do to support refugees and asylum seekers?

You could find out more about refugees and support for adults and children who feel unsafe in their homes due to abuse or neglect. What charities exist to support these people? What does the church do to make a difference, especially in your local area?

If your group is big enough, you could split into smaller teams to do some research and present it to the others, maybe making an awareness-raising poster, online poster, powerpoint etc which could be shared with your church.

Modern parables

This section includes references to TV programmes, films, books, TED talks, TikTok etc aimed at this age group that will have been widely seen, or where a clip is available to use as a stimulus for discussion. You may also enjoy the picture book recommended for Faith Adventures: Children Together and explore the relevance of the story to the theme of the session in more depth – young people and adults are often well tuned in to the deeper meanings in materials aimed at younger people and the authors are often very aware of the adults reading the books to or with younger ones.

Watch: Home – Spoken Word Poem

<https://youtu.be/zGhNo2PzFdE?si=0id1FLWYfFQ7Uw1n>

Questions for discussion:

- What does the word home mean to you? What words or images come to mind when you reflect on the word home?
- What stood out to you when listening to the poem?
- What similarities do you see between the poem and bible verses from Psalm 90?

Talking together: Going deeper

- What does it mean to be happy for the rest of your life? Do you have to go round with a grin on your face all the time? Does knowing God mean you'll never feel sad or fed up again?
- How can we respond to God's love?
- Do you think it is possible to feel safe in God if you don't have a safe place to live?

Conversation starters

- Can we only have one home or can we have several?
- How can God be forever? How can we get our minds around this idea? What other questions does it bring?

Express

How do we respond to what we've discussed and express our faith personally?

Praying together

Prayer Respond to the theme by writing or saying a short prayer. Alternatively use the creative prayer from Faith Adventures: Children Together for this session, or use the prayer activity below.

Alternatively light a candle and play some music while you listen and talk to God together.


Mobius strip prayers – God is Everlasting

The Mobius strip is one-sided and non-orientable, which means it has only one surface and one edge. If you move your finger along the strip, you will return to where you started.

To make a Mobius strip

Cut down the edge of a plain sheet of paper to make a strip about 3-4cm wide, try to keep it an even width. Connect the two ends of the strip together to form a ring, but **first**, make one twist in the strip, and then connect it together with tape.

Run your fingers around the strip and see that it is continuous just like God is everlasting with no beginning and no end. As you run your finger around the loop pray quietly to God.



Eternal God,
 from everlasting to everlasting, you are God.
 Gentle as the night, sure as the dawn, you are God.
 In season and beyond time, you are God.
 Before we were born and after we are gone, you are God.
 Now and forever, you are God and worthy to be praised.
 Amen.

Spoken prayer

God of the there and then,

We thank you that you sent your son to show humankind what the world could be like if people were honest and fair.

We are sorry that people then didn't listen to your message.

God of the here and now,

We thank you that you are with us now, supporting us when we struggle and worry, showing us the ways that we can make our world, that you created, a better place.

We are sorry that sometimes we ignore you and what you want us to do.

God of the still to come,

We don't know our future, but you do.

We thank you for the trust you place in us and in all people that we can be, and do, better. We cannot say 'sorry' for the people that will come after us – but it is our hope that they will have nothing to be sorry for as they will hear your word and not betray your trust.

Eternal God, we turn to you for guidance knowing that you have always been with us and will always be with us.

Amen

Responding together

This is an opportunity for a social justice challenge, some research, craftivism, or a craft or STEM activity. You may have a specific activity chosen but free choice is also an option. Here are some suggestions for this week's theme. See Faith Adventures: Children Together for a craft and a STEM activity which may also be appropriate. Choose whatever will work best for your group.

Hexaflexagon

You will need:

- Paper/card
- Template
- Glue
- Scissors

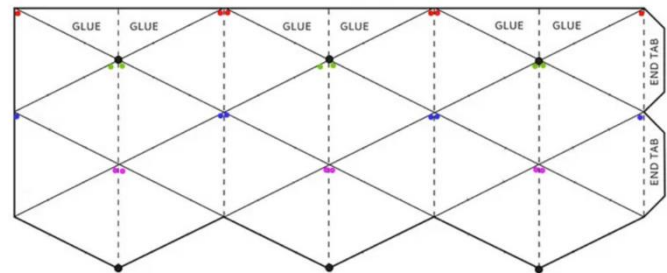


What you do:

Print out the template onto paper/card, (thin card will make it stronger) and cut it out.

Use a ruler to help you create the folds as you want nice sharp folds.

Begin by folding along the dotted lines, fold to the right.




Then fold along the diagonal lines, starting from the top right and folding each diagonal line downwards. Then starting from top left fold each diagonal line downwards.



Fold the paper in half lengthways so that the top of the paper reaches the end of the tab, as in the picture.

Now fold the bottom triangles up, as in the picture.



Turn over the paper and draw a design.



Once finished, hold the paper with the design side facing you and the triangles at the top.

The next bit is quite tricky, you will need to watch this video from 2 minutes 19 seconds in, pausing the video as you go. <https://youtu.be/zkYaLws1Mio?si=4uFwq7Vt4Hdn4xPy>

Too tricky? Look at Faith Adventures: Children Together for a slightly simpler version.

Challenge

Discipleship doesn't stop when you walk out of the church door – it is a part of everyday life. Take a challenge with you and try to make it part of your week.

You may think of your own suggestion of what you as an individual or a group might do in the coming week in response to what you have explored today? If not here are some suggestions:

-
- Use one of the “conversation starter” questions or the question below to talk with someone of a different generation or from a different setting and share your questions, thoughts, insights together. **How would you describe God?**
 - Explore one or more of these resources available on the JPIT website:

A place to call home Bible Study Sessions:

<https://jpit.uk/wp-content/uploads/A-Place-to-Call-Home-1.pdf>

Hostile Environment Youth Resource:

<https://jpit.uk/wp-content/uploads/2018/06/Final-youth-resource.pdf>

Thank you for exploring the **Psalm 90** with us.

Please let us know what you liked or what you would find useful by emailing children.youth@urc.org.uk or by sharing it on https://bit.ly/FACT_FB

