

Faith Adventures Youth Resource



Free to use – please acknowledge when using beyond local church children's and youth work so others can find and use the resource themselves.

Embedded in Faith Adventures: Children Together, this youth resource is intergenerational in nature and designed to foster God-connection in church, home and beyond.

For guidance on the purpose of the resource and how to use it as a launch pad for your engagement with children and families, please use this link: www.bit.ly/How-To-FAYR

Title: Psalm 78: 1 - 7

Theme: Intergenerational sharing

Contents:

| | |
|------------------------------|---|
| Introduction | 1 |
| Together | 2 |
| Experience | 3 |
| Explore | 4 |
| Express | 6 |
| Handouts | 9 |

Introduction: What would be helpful to know in my planning?

This week our focus is on Psalm 78:1–7. This session would be great to use as a café church.

Today's a passage that beautifully reminds us of the importance of passing on the stories of God's faithfulness from one generation to the next.

Young people inherit many things from their families – genes that shape their appearance, habits that influence their daily routines and, most meaningfully, traditions that form their values and beliefs. These traditions can be biological, passed down through family lines, or spiritual, shared within the wider faith community. Yet traditions can change and be adapted, we don't have to continue in the same way we always have, the world is constantly changing. Can we empower people to adapt traditions and/or create new ones?

Psalm 78 calls us to be intentional about what we pass on. It's not just about telling stories – it's about building a legacy of faith. Today's session will help young people begin to understand that they are part of something bigger: a spiritual family that stretches across generations.

We all have a part to play in sharing our faith, not just with those younger than us, but across the ages. Don't think of a straight line between generations but more like a spider's web, all sharing with each other. By sharing our experiences, modelling faith, and creating space to ask questions and explore, we help everyone grow roots in God's truth.

Let's encourage everyone today to listen, wonder, and begin to tell their own stories of faith. And let's remember: the seeds we plant now will grow into the faith of the future.

Together – prayer and games

Let's start our time with God and each other well

Use this opening prayer or encourage young people to open the session with a prayer of their own.

All mighty God,

Be with us as we learn more about you through stories and people in the Bible.

Help us to walk in your way and follow your path.

Be with us as we make decisions that affect our lives, and the lives of those around us.

Amen.

Alternatively, you may join with the widgeit prayer found in the Faith Adventures: Children Together, or else the Lord's Prayer found at the end of this session.

Active game – “I went to church and...”

“These are things we learned from our ancestors, and we will tell them to the next generation.”

This game is all about passing on information – and it being remembered. It can be played with all ages, and any size of group.

Split into two groups and stand in a line (one behind the other) at opposite ends of your meeting space.

Player one runs across the room to the first person in line at the opposite side (player two) and says, “I went to church and I saw a ...” They can insert something that they saw at church (e.g. a hymn book). They then join the back of the line.

Player two then runs to the other line and says, “I went to church and I saw a hymn book and ...(e.g. candle)”, and then joins the back of that line.

The game continues with each player adding to the list of things that were seen at church and having to remember all the things that went before.

Variation: Instead of ‘church’ you could go to the zoo – and list animals in alphabetical order (e.g. anteater, beaver, camel, etc.).

If a person forgets an item, they go to the back of their own line.

The game ends when people have had enough.

Quieter game – Pass it on

No equipment needed.

A simple game of passing on a whisper to see if the message is changed by the end of the line.

Encourage everyone to sit in a circle or line. Begin by whispering the message into the ear of the first person, who then whispers it to the next and so on until it gets to the end of the line. The final person says the message out loud. Did it change at all? The group will want to play it again and again sending their own messages.

If you have different ages in the room, intersperse the ages along the line to make the generational point.

Experience – Bible story and songs

Hear, watch and sing the Bible story

This link takes you to Contemporary English Version of Psalm 78: 1 – 7

<https://bit.ly/PsalM78>

You may wish to research different versions of this reading on www.biblegateway.com

Recommended versions to try are NRSV, Easy-to-read, The Message, NIRV

My friends, I beg you
to listen as I teach.
² I will give instruction
and explain the mystery
of what happened long ago.
³ These are things we learned
from our ancestors,
⁴ and we will tell them
to the next generation.
We won't keep secret
the glorious deeds
and the mighty miracles
of the Lord.

⁵ God gave his Law
to Jacob's descendants,
the people of Israel.
And he told our ancestors
to teach their children,
⁶ so that each new generation
would know his Law
and tell it to the next.

⁷ Then they would trust God
and obey his teachings,
without forgetting anything
God had done.

Copyright © 1995 by [American Bible Society](http://www.bibles.com) For more information about CEV,
visit www.bibles.com and www.cev.bible.

Watch: I Love to Tell Stories! by Our Daily Bread Ministries

<https://youtu.be/OVsZpbVNm9A?si=Z1-RjoC9coTdXy40>

Listen: Father & Son by Yusef/Cat Stevens

<https://youtu.be/P6zaCV4niKk?si=jKMsbgkFeIR3EGOT>

Questions for discussion

- What advice would you give to someone younger than you? Or to someone older than you?

Explore

Ideas and activities to explore this week's Bible passage together

A new way to explore the theme

This is a new way to explore the Bible passage and the theme for this week.

Alternatively, you may wish to use the Explore section from this week's Faith Adventures: Children Together to guide your exploration of the theme this week.

Explain that this passage speaks about generations sharing stories and reminding each other of the things God has done for and with God's people. It reminds us that when we share faith stories with each other it encourages us all to follow God and live lives of faith. Explain that we are going to create something that can continue to be added to, that will tell our stories and the stories of how God has been with this church. It's a method called Story Scrapbooking.

What you need:

- quality paper and a way of bringing them together to create a 'book'
- pens and pencils for drawing and writing
- if you are able, it might be useful to offer a way to take photos and print them

What you do:

Invite people to think about a story that tells part of your own faith story or the story of your church. Give examples and provide space to bat around some ideas before people get busy creating their scrapbook page. Examples might include a favourite part of the year in your church such as Christmas day services, or Christmas fêtes, or perhaps the story of the first memory you have of being part of the church. It might be a story about when you were married/baptised or became a member at the church. It really could be anything.

Once everyone has a story to share, help them to create a page for the scrapbook that tells that story. It could include a picture and a brief narrative as well as a Bible verse linked to the story. It is useful if the author signs and dates their page too. (The date is the date of the story e.g. "1995 when I got married at the church".)

This session is about celebrating generations sharing their stories with each other, so it would be a brilliant opportunity to invite a few other ages into the session to add a page. Perhaps you could extend the invitation to the rest of the church to get involved and bring their pages in over the coming weeks to add into the scrapbook.

It could be good to use this session if you are celebrating a church anniversary.

At the end of the session, gather the pages together and have a look at them all. It is a reminder that we only get the full faith picture of our church when everyone is given a chance to contribute.

How could your group share the book and the stories with others?

This activity is perfect for those who may have technical skills to offer to create a digital version of the scrapbook.

Modern parables

This section includes references to TV programmes, films, books, TED talks, TikTok etc aimed at this age group that will have been widely seen, or where a clip is available to use as a stimulus for discussion. You may also enjoy the picture book recommended for Faith Adventures: Children Together and explore the relevance of the story to the theme of the session in more depth – young people and adults are often well tuned in to the deeper meanings in materials aimed at younger people and the authors are often very aware of the adults reading the books to or with younger ones.

This is the mythical story ***The Guru's cat***

When the guru sat down to worship each evening, the ashram* cat would get in the way and distract the worshippers. So he ordered that the cat be tied to a post during evening worship.

After the guru died, the cat continued to be tied up during evening worship. And when the cat expired, another cat was brought to the ashram so that it could be duly tied to a post during evening worship.

Centuries later, learned treatises were written by the guru's scholarly disciples on the liturgical significance of tying up a cat while worship is performed.

- What can we learn from this story?
- How does this help us to understand intergenerational sharing?

*An ashram is a monastic community or other place of religious retreat.

Group discussion

- If in our communities we could remove one generation, which would it be?
- What story of God's faithfulness has shaped your life?
- What do you hope the next generation remembers about God?

Personal reflection

- I wonder why we might not want to share good things with other people.
- What do you hope the next generation remembers about God?

Express – prayer and creative activities

Praying together: enabling your group to respond spiritually

Praying together

Prayers Respond to the theme by writing or saying a short prayer. Alternatively use the creative prayer from Faith Adventures: Children Together for this session, or use the prayer activity below. Alternatively light a candle and play some music while you listen and talk to God together.

God of all generations,
thank you for the stories of faith that have been shared with us –
stories that show your power, your love, and your hope.
Thank you for the people who've helped us to know you better.

Help us to listen carefully to your truth,
to hold on to what really matters,
and to live in a way that shows your love to others.

Our challenge, Lord,
is to keep the story going –
to speak your love in what we say,
to show your love in what we do,
and to make sure all generations know who you are.

Be with us as we pass it on.
Amen.

Cereal Box Domino Prayers

You will need:

- cereal boxes – one per person, or one per group for larger gatherings or if using in an intergenerational service
- plain paper
- pens or colouring pencils
- glue sticks

Ask individuals, or group members, to choose people and places that they would like to pray for. Allow time for group members to write their prayers, or draw pictures of the prayer topics on the plain paper provided, then stick them on one side of their cereal box to create “prayer dominoes”. (You could play some quiet music while the prayers are being written.)



The prayer dominoes can then be arranged carefully, where all can see. You might like to use this week's spoken prayer, initiating the domino rally as all join in with the **Amen**. Alternatively, you could use a simple prayer (like the example below) to start and close the domino prayers – remembering to start the domino rally as the prayer ends.

God,
we bring you our prayers,
remembering that you are a God of hope,
and a God who remembers.

Amen

Responding together

This is an opportunity for a social justice challenge, some research, craftivism, or a craft or STEM activity. You may have a specific activity chosen but free choice is also an option. Here are some suggestions for this week's theme. Choose whatever will work best for your group.

Illustrations

If you followed the "Explore" session, then you may have many different stories. Each person is to take one story and draw a picture to illustrate it. Or they could decorate the edge of the story, like a picture frame. Could your group create a postcard with an encouragement of faith to send to another person or to pass to someone else from within the church?

Encouragement

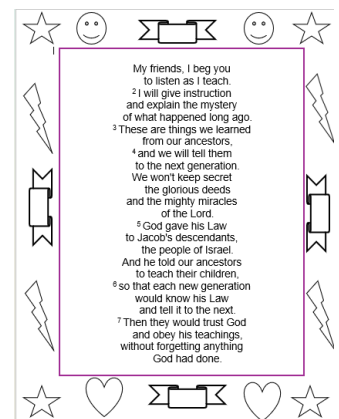
Create, using Canva or similar, a social media post which encourages another person.

Challenge

Discipleship doesn't stop when you walk out of the church door – it is a part of everyday life. Take a challenge with you and try to make it part of your week.

You may think of your own suggestion of what you as an individual or a group might do in the coming week in response to what you have explored today? If not here are some suggestions:

- Use one of the "conversation starter" questions or the question below to talk with someone of a different generation or from a different setting and share your questions, thoughts, insights together. **What advice would you give your younger self?**
- Research something suggested by JPIT Resources (jpit.uk) or *Commitment for Life* (cforl.co.uk)
- Imagine a conversation taking place with someone else. They are asking you advice about something – perhaps they don't know how to tell others about God, or they might be having trouble with a friend or maybe they are scared of something. Write them a letter or record a voice message as a response.



Thank you for exploring the **Psalm** passage with us.

Please let us know what you liked or what you would find useful by emailing sharon.lloyd@urc.org.uk or by sharing it on www.bit.ly/FACT_FB




The Lord's Prayer

 Our  Father,  who art  in  heaven,  hallowed be  thy  name.

 Thy  kingdom  come,  thy  will  be done





 on earth  as it is  in  heaven.

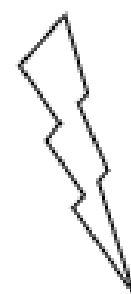

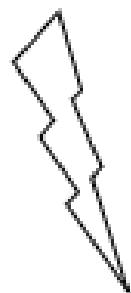
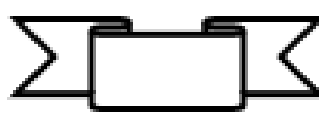
 Give  us  this day  our  daily  bread

 and  forgive  us  our  sins  As  we  forgive  those  who  sin  against  us

 Lead  us  not  into  temptation  but  deliver  us  from  evil

 For  thine  is the  kingdom,  the  power  and  the  glory

 Forever  and  ever  . Amen



My friends, I beg you
to listen as I teach.
² I will give instruction
and explain the mystery
of what happened long ago.
³ These are things we learned
from our ancestors,
⁴ and we will tell them
to the next generation.
We won't keep secret
the glorious deeds
and the mighty miracles
of the Lord.
⁵ God gave his Law
to Jacob's descendants,
the people of Israel.
And he told our ancestors
to teach their children,
⁶ so that each new generation
would know his Law
and tell it to the next.
⁷ Then they would trust God
and obey his teachings,
without forgetting anything
God had done.

