




Faith Adventures Youth Resource



Free to use – please acknowledge when using beyond local church children's and youth work so others can find and use the resource themselves.

Embedded in Faith Adventures: Children Together, this youth resource is intergenerational in nature and designed to foster God-connection in church, home and beyond.

For guidance on the purpose of the resource and how to use it as a launch pad for your engagement with children and families, please use this link: www.bit.ly/How-To-FAYR

Title: Psalm 89: 1,2,8

Theme: Full of faithfulness

Contents:

Introduction	1
Together	2
Experience	4
Explore	4
Express	6
Handouts	10

Introduction: What would be helpful to know in my planning?

Welcome to the final week of exploring the theme “Fruits of the Spirit”.

This week we will be focusing on “faithfulness”. In many ways, this is an umbrella fruit – each of the other fruits of the Spirit we have explored are encompassed in this one.

We will be sharing what faithfulness means, how God shows faithfulness to us, and how we can show faithfulness to God and those around us.

We will explore whether faithfulness and “being full of faith” are the same thing and thinking about the cost of faithfulness – staying true to what you believe and who you are even when times are tough or difficult.

Be aware of those in your group who may have faced difficult family relationships due to a parent being unfaithful.

Together – prayer and games

Let's start our time with God and each other well

Use this opening prayer or encourage young people to open the session with a prayer of their own.

All mighty God,

Be with us as we learn more about you through stories and people in the Bible.

Help us to walk in your way and follow your path.

Be with us as we make decisions that affect our lives, and the lives of those around us.

Amen.

Alternatively, you may join with the widgeit prayer found in the Faith Adventures: Children Together, or else the Lord's Prayer found at the end of this session.

Active game – Fruits of the Spirit parachute game

Give each team or child one fruit of the Spirit: love, joy, peace, forbearance, kindness, goodness, faithfulness, gentleness or self-control.

Stand in a circle around the parachute. If you do not have one, use a sheet. Lift it up and down slowly so children can run underneath safely.

The leader calls out a fruit, e.g. "Love, switch!" Everyone with that fruit runs under the parachute and swaps places.

Quieter game – Spy

You will need:

- two complete decks of cards (or more if you have more than one small group)
- "Spy Team Design Instructions Sheet" for each participant
- "Special Spy Instructions" for each participant (place each in a separate envelope)
- two rooms, or one with a small partitioned-off area for placement of the original design. The space where the design is *not* set up should be large enough for the participants to freely move around

What you do:

Prior to conducting the activity, copy enough "Team Design" and "Special Spy Instructions" sheets for each participant. On the "Special Spy Instructions" sheets, mark (by hand) an X on the line next to "You are not a SPY" (or use a highlighter pen). It is important that you mark the same on every sheet (which will mean there really is no spy in the group).

Prior to conducting the activity, construct an “original design” in the partitioned room using one deck of cards. Use as many of the cards as possible. When beginning the activity, create small groups of six to ten participants. If you have more than one group, make sure you have enough decks of cards for each small group to have their own.

Have each group form a circle. Give a deck of cards to each group – do not hand them to a particular person; instead, place the deck in the centre of the circle. Pass out a copy of the Team Design Instructions Sheet and an envelope containing the Special Spy Instructions to each participant. Go over the Team Instructions Sheet with the members.

Tell them that the group will decide whether or not to use all of the cards in their deck and that there may be one or more spies in the group. After going over these instructions, have the participants open their envelopes. Remind them that they must keep this information secret until the end of the activity.

Begin the activity – you should give the groups 15 minutes to complete the design. If you have more than one small group, remind the groups that they are not competing against the other teams; rather, their goal is to function as their own team to complete the task.

Team Design Instruction Sheet

On the table in the next room is a design made of playing cards. The task of your team is to construct a duplicate of the design in the shortest amount of time. You will have a maximum of 15 minutes to complete the task. The duplicate must be “correct”; the shape must be the same as the model, and all cards need to be in the correct position. Any team member (one at a time only) may go to view the original design. They may look at the original as long as they wish and may return as often as they wish. When you believe that your replica is correct, notify the facilitator. Your design will then be checked. If it is incorrect, you will be told that there is at least one mistake, and you will continue with the activity.

Special Spy Instructions (FOR YOUR EYES ONLY)

In real life, all team members do not always work for the same goals. Sometimes people do things to reach personal rather than team goals. They may work against team goals because of group frictions, lack of trust, inability to get along with a supervisor, etc. There may be such a person in this group.

We will call that person a “spy”. It is possible that more than one spy may be in the group. If you are a spy, you are to do everything in your power to hinder the efforts of your team, without letting anyone know you are a spy.

If a team member thinks that another member is a spy, they can accuse that person of spying. The rest of the team will vote, and if there is unanimous agreement, the spy can be excluded from any further deliberations of the group.

You ARE a spy _____

You are NOT a spy _____

Experience – Bible story and songs

Hear, watch and sing the Bible story

This link takes you to Psalm 89: 1,2,8 in the Contemporary English version of the Bible.

<https://www.biblegateway.com/passage/?search=Psalm%2089%3A1%2C2%2C8&version=CEV>

You may wish to research different versions of this reading on www.biblegateway.com
Recommended versions to try are NRSV, Easy-to-read, *The Message*, NIRV

1 Our Lord, I will sing
of your love forever.

Everyone yet to be born
will hear me praise
your faithfulness.

2 I will tell them, "God's love
can always be trusted,
and his faithfulness lasts
as long as the heavens."

8 You are Lord God All-Powerful!
No one is as loving
and faithful as you are.

Copyright © 1995 by [American Bible Society](http://www.bibles.com) For more information about CEV,
visit www.bibles.com and www.cev.bible.

Watch: I'm sticking with you – Velvet Underground, by natasaaa

https://youtu.be/H5je_eK0V1w?si=c2F_5rf238xXsbsm

Questions for discussion

- I wonder who the people we want to stick with are

Explore

Ideas and activities to explore this week's Bible passage together

A new way to explore the theme

This is a new way to explore the Bible passage and the theme for this week.

Alternatively, you may wish to use the Explore section from this week's Faith Adventures: Children Together to guide your exploration of the theme this week.

You could play the game "Spy" first.

Think about who the players could rely on and whether it was easy to trust people in the game.

Bring a closed box with a treat inside it. Tell the group: "There is a treat inside this box."

But then add some uncertainty:

Shake the box, pull a doubtful face, suggest it could contain something unpleasant.

Ask for volunteers to trust you enough to put their hand inside.

After revealing the treat, ask:

- Why were some people hesitant?
- What helped you decide whether to trust me?
- Did past experiences with me affect your decision?
- Would consistency over time make trusting easier?

Trust and faith are connected. We often decide whether to trust someone based on previous evidence of their faithfulness. If someone has been reliable, loving, and truthful before, it becomes easier to trust them again.

Faithfulness means – being reliable, keeping promises, being consistent over time.

God is always faithful to us; God consistently keeps promises, shows love, forgives, remains dependable.

Even when people fail God, God remains faithful.

Modern parables

This section includes references to TV programmes, films, books, TED talks, TikTok etc aimed at this age group that will have been widely seen, or where a clip is available to use as a stimulus for discussion. You may also enjoy the picture book recommended for Faith Adventures: Children Together and explore the relevance of the story to the theme of the session in more depth – young people and adults are often well tuned in to the deeper meanings in materials aimed at younger people and the authors are often very aware of the adults reading the books to or with younger ones.



Parenting lessons from Captain Hook, by Indoor Recess
<https://youtu.be/ZjAB7cXx3h4?si=LfGFv1LhU89WLnhY>

WATCH the clip from the movie *Hook*. In the movie, Hook kidnaps Peter's children and tries to teach them that they can trust him but cannot trust their father. Earlier in the film, they are tied in a net at the top of the mast and Hook tries to goad Peter into flying to save them but Peter has forgotten how to fly. Despite his fear of heights, Peter tries to climb to save them, but they are just beyond his reach.

DISCUSS: How do the children decide who to trust? Does Peter's failure to rescue them in the beginning mean he's not someone to trust – faithless if you like? How do the two children react differently to Hook's teaching and why? How do we decide who to trust and who is telling us the truth? Why might someone want to twist the truth to deceive us? How does Peter's faithfulness compare to God's?

Group discussion

- What is the relationship between faith and faithfulness?
- What does it mean to love for ever?

Personal reflection

- How do you show that you are faithful?

- Do you think you could be faithful for ever?

Express – prayer and creative activities

Praying together: enabling your group to respond spiritually

Praying together

Prayers Respond to the theme by writing or saying a short prayer. Alternatively, use the creative prayer from Faith Adventures: Children Together for this session, or use the prayer activity below. Alternatively, light a candle and play some music while you listen and talk to God together.

Prayer activity – Stones

What you need:

a stone for each person

What you do:

Hold the stone in your hand and close your eyes.

Close your fingers slowly around the stone. Silently thank God that God loves you and holds you tight.

Squeeze the stone in your hand.

Silently thank God that God never changes and is always strong.

Pass the stone from hand to hand. Silently thank God that God is with you wherever you are and whatever you are doing.

Raise the stone above your head. Silently thank God that God is faithful when things are going well.

Hold the stone down low. Silently thank God that God is faithful when things are tough.

Now place your stone with everyone else's stones to make a pile. This is called a cairn. Silently ask God to help you grow in faithfulness together, with the help of the Holy Spirit.

Spoken prayer

Faithful God, thank you that your love never changes. When life feels easy and when life feels hard, you stay strong, steady and true.

Thank you for every time you forgive us, guide us and give us hope. Help us to remember that we are never alone, because you are always with us.

This week, challenge us to be faithful too – faithful in our friendships, faithful in the promises we make, and faithful in showing kindness even when it is difficult.

Help us to trust you more, to speak honestly, to stand up for what is right, and to keep praising you every day.

Amen.



Responding together

This is an opportunity for a social justice challenge, some research, craftivism, or a craft or STEM activity. You may have a specific activity chosen but free choice is also an option. Here are some suggestions for this week's theme. Choose whatever will work best for your group.

Stick people

What you need:

- a selection of small sticks
- scraps of fabric
- glue
- googly eyes
- bits of wool or pipe cleaners



What you do:

Decorate the stick using fabric for clothing, wool or pipe cleaners for hair, and adding googly eyes to make a little friend as a reminder that faithful people **STICK** to what they believe in and **STICK** together when times are hard.

Research

“A lie can travel halfway around the world while the truth is still putting on its shoes.”

This quote is often linked to Mark Twain, but there is no strong evidence that he actually said it. That in itself is a helpful example of how easily misinformation can spread.

We are surrounded by information every day through TikTok, YouTube, Instagram, news sites, friends, and AI-generated images and videos.

Some of the information is true, some partly true, some misleading, and some completely false.

1. What is fake news?
2. Why do people make fake news?
3. How does fake news spread online?
4. What harm can fake news cause?
5. How can we check whether something is true?
6. What responsibility do we have before sharing information?

Maybe you could make a fake news checklist or create a short video warning others about misinformation.

Challenge

Discipleship doesn't stop when you walk out of the church door – it is a part of everyday life. Take a challenge with you and try to make it part of your week.

You may think of your own suggestion of what you as an individual or a group might do in the coming week in response to what you have explored today? If not here are some suggestions:

- Use one of the “conversation starter” questions or the question below to talk with someone of a different generation or from a different setting and share your questions, thoughts, insights together. **Talk to someone older or younger than you and ask them to say how they show faithfulness to God.**
- Research something suggested by JPIT Resources (jpit.uk) or *Commitment for Life* (cforl.co.uk)
- Make time in your week to thank God for their faithfulness in you.

Thank you for exploring the passage from **Psalms** with us.

Please let us know what you liked or what you would find useful by emailing sharon.lloyd@urc.org.uk or by sharing it on www.bit.ly/FACT_FB

 
The Lord's Prayer

  Our Father,  who art  in  heaven,  hallowed be  thy  name.

 Thy  kingdom  come,  thy  will  be  done






 on  earth  as it is  in  heaven.


 Give  us  this  day  our  daily  bread

 and  forgive  us  our  sins  As  we  forgive  those  who  sin  against  us

 Lead  us  not  into  temptation  but  deliver  us  from  evil

 For  thine  is  the  kingdom,  the  power  and  the  glory

 For  ever  and  ever  . Amen



© 2022 by Jennifer Flanders. For more free printables, please visit www.flandersfamily.info