



# Faith Adventures for Children Together



*Committed to URC Children Together:  
enabling everyone to grow more like Jesus  
together in the home, church and beyond.*

For guidance on the purpose of the resource and how to use it as a launch pad for your engagement with children and families, please use this link:  
<https://urc.org.uk/wp-content/uploads/2023/01/FACT-how-to-sheet.pdf>

## 1 Corinthians 3: 5b to 9 God's gardeners

Theme: We all can plant and care for the seeds of faith, God does the rest

### Contents:

<a href="#">Introduction</a>	.....	1
<a href="#">Together</a>	.....	2
<a href="#">Experience</a>	.....	3
<a href="#">Explore</a>	.....	3
<a href="#">Express</a>	.....	5
<a href="#">Handouts</a>	.....	8

### Introduction: What would be helpful to know in my planning?

This week we are continuing to explore the theme of 'Growing'. Last week we looked at how we are all connected to Jesus and God by exploring the metaphor Jesus used when he said "I am the Vine." This week we'll be looking at how the vine got there in the first place!

The vine must have been planted by someone, but just planting a seed isn't always enough. It needs to be nurtured, fed, supported and cared for – just as faith, and our relationship with God must be.

We often hear that we must 'trust God' – but God also trusts US to do what is needed when the time is right.

We can help nurture the seed of faith in others just as others have done it for us. God might create the seed of faith, but we can sow it, water it, nourish it, support it. Indeed, that is what God expects us to do.

Unlike the seeds that farmers and gardeners sow, we might never get to see the seed reach its full maturity as a plant – or even a tree! We don't always get to see the fruits of our labours, but we know that the care and support we show to others today, because of our faith in Jesus and God, may have a big effect in their lives some time in the future. And that is why it is worth doing.



We might not think that, when we are kind to someone, or stand up for them, or listen to them without judging them, we are planting seeds of faith. But we are.

And everybody can do it – no matter how much faith we have, even if our own seed of faith has barely germinated. Encourage your group to recognise this and to act on it.

Be prepared for how you might answer questions about why, if God cares for everything and helps all things to grow, there are still droughts and harvest failures.

## Together

How do I help my group to come together and get started with the theme?

### Gathering prayer

#### Jesus, our friend

(use alternate index fingers to point and tap the middle of opposite palms)

#### Be with us today

(two hands, palms up in front of you, move up and down twice)

#### As we share together,

(two hands, palms up in front of you, move one forward and one back and alternate twice)

#### Pray together,

(hands together, palm against palm, as though praying)

#### Play together,

(hands to each side, palms up, make two small circles outwards)

#### And get to know you better,

(point up with one hand)

#### As children together in your family

(one hand out, palm down in front of you, move it sideways and up in three 'steps' as though to indicate children of three different heights)

#### AMEN

(Two thumbs up, and bring fists slowly together to meet in front of you)

OR

**Thank you, God, for bringing us together today.**

**Help us to grow closer to you in all we do.**

**Help us to speak and to listen, to learn and to grow together,**

**Adventuring together with you wherever we may go.**

**Amen**

---

### In-person game

Split the group into teams of between two and six people. Give each team a set of wax crayons/felt tips so that each team has one each of blue, red, brown, yellow, orange, green. At the far end of the room place a large sheet of blank paper for each team. Each team is to create a seaside scene on their piece of paper by running a relay. When the leader blows a whistle, the first person takes one crayon and runs to the paper and starts



drawing. As soon as the leader blows the whistle again, this player runs back to their team and tags the next person who grabs a different coloured crayon and runs to continue the picture. The team can shout instructions/encouragement but cannot get any closer to the person currently drawing. The leader may wish to adjust how much time players are given to draw according to the age and ability of the children in their group, but 30 seconds is a good guide. Keep going until the leader decides to stop, then look at the pictures together and see how well the teams have cooperated to get a good picture. One person has done each bit, everyone has contributed their part, and everyone was important in contributing to the task in hand.

### Alternative game

Gather some seeds in a bowl, ensure there are a mixture of different ones. Split into two teams or more ensuring each team has a bowl of seeds, a few empty bowls and some tweezers. Set a timer and see who can separate all the seeds into separate bowls the fastest or the most within a set time limit.

## Experience

For this story we recommend using the Easy English Bible

<https://www.biblegateway.com/passage/?search=1+Corinthians+3%3A5a-8&version=EASY>

### Where can I find the story online?

There are not many under five friendly videos on this passage, so here are two different videos related to the theme:

Under fives: Timelapse of a flower by Boxlapse

<https://youtu.be/vt8RiQGH7Ck?si=IoR7JbLbLynYIcS7>

Growing in Jesus by Jashley Gacha

[https://youtu.be/A-Rhug4t0oY?si=p\\_CSP4NzFw84DX\\_J](https://youtu.be/A-Rhug4t0oY?si=p_CSP4NzFw84DX_J)

Over fives: God gives the growth by Kids' Bible lessons

<https://youtu.be/GZHu0fWLPyo?si=L-C-CpwMwIWKr4IN>

### Songs to support the story

Under fives: God makes things grow – Wesley Wuppets

<https://youtu.be/773eIDvRbdM?si=JJzjxP5SYSSWC3i8>

Five to eevens: I'm gonna tell – Malaysia Kids

<https://youtu.be/qUdcSZNDnwl?si=1CuNjb8pWS0cKpnm>

## Explore

Ideas and activities to explore this week's Bible passage together

### A new way to explore the passage

This passage gives us the opportunity to explore seeds, planting, growing and tending and to consider how we may plant seeds of faith, but it is God that makes it grow.

It gives us a great opportunity to invite someone from our church in to share a simple testimony about their spiritual growth; giving examples of how the seeds were sown into



their life and the different people that have helped nurture and tend their faith and well as times when they can see growth.

An alternative could be the following group activity: Exploring seeds and growth.

Gather lots of different types of seeds. Lay them out on the table but don't mix them up. Invite the children to guess what each seed grows into. You could provide a picture of each plant and ask the group to match the seeds to the plant.

Chat together about how some seeds take only days to grow (like cress seeds), whilst others can take a decade or more (like an apple tree).

This can encourage us to think how we could plant an acorn and may not see it grow to fruition in our lifetime.

I wonder what else we can learn or already know about seeds and growing?

Once you have explored seeds and growth, encourage the group to relate those thoughts to our passage today and consider seeds of faith being planted into people's lives and growing.


Use the questions provided to encourage discussion, perhaps whilst you make your seed pictures.

What seeds get planted into our lives e.g. Faith, kindness, compassion, love? How do we nurture them, helping them to grow?

---

## Modern parables

Jesus used stories to help people understand the things of God, even though they weren't necessarily overtly Christian stories. Lots of children's books can be used in a similar way as a conversation starter on the week's theme. Examples are shared here but you may think of others too.



'Mouse finds a seed' by Nicola Moon and Tony Morris  
<https://youtu.be/R59TZhyRBpM?si=DZ8-p9CL4scdSzsd>

### Talking together: How might we talk about the story together?

- What do seeds need to grow, ones in the ground and seeds in our faith?
- What seeds do you plant in other people's lives to help their faith to grow?
- Who has planted into your life that has helped your faith to grow? What did they plant?
- If God is the one who makes the seeds (faith) grow, why do some people struggle with their faith?
- Do you agree that the person who plants the seed and waters them is not important?

### Wondering together: suggested questions to use during activities

- I wonder whether you have ever grown a plant from a seed? What did you have to do to help it grow? What did God do to help?
- What do you think a seed of faith might look like?



## What's in the box (for under fives)

Use the special box or bag and sing “what's in the box/bag? What's in the box/bag? Let's see, let's see, what's in the box/bag” (to the tune of The Farmer's in the Dell). You could tap the top of the box twice after the word 'box'. Pull out the things one by one and then let the children play with them, talking about the theme or the story in simple terms.

This week's box could include:

- Some seeds – either in a packet or large, edible seeds – talk about what a seed is and that it can grow into something amazing
- Some soil to feel – soil may not look special but it has lots of goodness in it
- A watering can – seeds need watering, just the right amount, to help them grow. We need things that will help us grow as God's friends too – things like kindness, hearing stories, praying, love, talking about God together
- A picture of the sunshine or some bright yellow fabric – if plants don't get sunshine, they won't grow properly. We can't give them sunshine, it comes from God
- A toy or fabric flower or some real flowers – if using real, ensure that they are non-toxic. Some plants grow and produce flowers which make the world more beautiful. Every flower is different, just like God has made each of us different
- Some fruit to touch and taste – be aware of any allergies and of choke hazards – some plants, when they grow healthy, produce lovely fruit. When we grow with God, we become kind, generous, patient, loving etc.
- A tactile cross of wood or fabric. (A cross shape reminds us of Jesus. Jesus/God loves us and it's always in the box because Jesus/God always loves us!)
- A set of play people to act out the story or random shapes/bits you can move around to make pictures from the story as you tell it (eg stones, felt, twigs etc)

## Express

Praying together: how can you involve the children actively in prayer?

### Creative Vine Prayer

*Continuing with the vine that the group made last week, this week's prayers will reflect on the ways that different people help and support us as we grow in our faith.*

Use a cardboard box or brown paper bag as a 'pot', and a bamboo stick or strip of strong cardboard as a support. (You could cut thin sections of a delivery box and join them together with tape or staples.)

Attach your vine with leaves at the base of the support and wrap it round. Secure with a paperclip, tape or staples.

Share names of people who care for the group and their faith, writing them on the pot or support.

Remember that the paper vine can be used as the basis for creative prayers throughout the 'Growing' series. Different elements can be added each week to build your prayer vine.





## Spoken prayer

Dear God, we sometimes worry  
that we're not important  
or that others are more important than we are.  
Help us remember that we all have our part to play  
in growing your kingdom.  
We are all equally important.  
But most of all, it is you that makes the difference.  
Thank you, God, for helping us grow.  
Amen.

---

## Responding together

Here are some suggested crafts and activities, and there is a colouring sheet at the end of this resource. You could also use small play toys and/or have a basket of resources available so children can choose their own way to respond. <https://urc.org.uk/wp-content/uploads/2023/01/FACT-how-to-sheet.pdf>

With an online group, plan whether to deliver any resources in advance or how you will encourage them to use what they've got to hand in their response.

However you do it, it is good for the adults to engage in the response too, and all chat together.

## Seed pictures

*You will need:*

- Many different seeds of all shapes and sizes
- Strong paper or card
- PVA glue and brushes

*What you do:*

Give each child a piece of strong paper or card, A5 is best. Invite them to create a collage picture using the seeds.

Begin by drawing your simple design on your paper, then plan out what seeds could be used for each bit. Younger children might benefit from a simple outline already drawn on their paper.

Paint on some PVA glue and add your seeds. Do this in sections at a time to prevent your paper from becoming too wet.

When complete, a final layer of glue can be gently applied to the picture to enable it to set.

---





## Seed Bombs

*You will need:*

- A bowl
- Toilet paper or tissue
- Water
- Soil or potting compost
- Variety of seeds

*What you do:*

Place a few different seeds into the bowl and add some soil or potting compost. Add some shredded paper (toilet paper or tissue works best)

Pour a few drops of water into the mix, just enough to be able to mix what's in the bowl into a ball. Then leave to dry. Your seed bomb is now ready to be thrown. Do think carefully about the best place and conditions for your bomb to be thrown so that the plants can flourish.




---

## Everyday with Jesus – Walking the Way

What could we do this week to carry on what we've learned? Maybe members of the group could come up with a suggestion. If not, get them to choose from these two challenges:

- When you are out and about, see how many different plants you can see, especially ones where you can see the seeds. Which ones have been planted and cared for by people and which are the wildflowers or weeds that have self-seeded and been cared for by God alone?
  - Can you do one thing this week that helps someone else get to know God better? Maybe you could pray for them, or tell them about your faith, bring them along to a group or make something that encourages them.
- 

We hope you enjoyed exploring the passage from **Corinthians** with us.

Please let us know what you liked or what you would find useful by emailing [lorraine webb@urc.org.uk](mailto:lorraine webb@urc.org.uk)

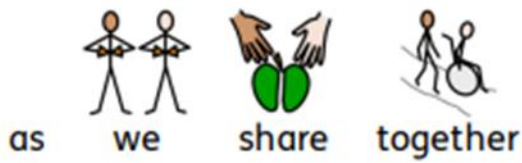
Why not have a look at next week's resource on **Proverbs**




Jesus our friend,



be with us today




as we share together



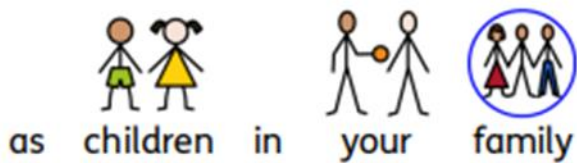
pray together



play together



and get to know you better



as children in your family



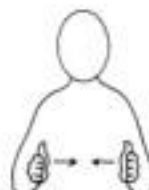
Amen



Right middle finger touches centre of other palm, repeat with left hand



Alternate hands back and forth








Illustration by lambsongs.co.nz via freebibleimages.com






Illustration by [lambsongs.co.nz](http://lambsongs.co.nz) via [freebibleimages.com](http://freebibleimages.com)

