



Faith Adventures for Children Together



Free to use – please acknowledge when using beyond local church children's and youth work so others can find and use the resource themselves.

*Committed to URC Children Together:
enabling everyone to grow more like Jesus
together in the home, church and beyond.*

For guidance on the purpose of the resource and how to use it as a launch pad for your engagement with children and families, please use this link: www.bit.ly/FACT-how-to-sheet

Title: Hebrews 10: 23–25

Theme: Why Worship?

Contents:

Introduction	1
Together	2
Experience	3
Explore	4
Express	5
Handouts	16

Introduction: What would be helpful to know in my planning?

Welcome to a month of material in which we'll be exploring church traditions. In this first session, we'll be exploring why we worship, rather than what worship actually is.

There is no right way to worship. Different faiths, different denominations, different churches, and even different individuals all have their own ways of worshipping the same God. Worship doesn't have to be in a church on a Sunday (although it usually is). Worship doesn't have to be the same every week. Different people will get different things from different parts of worship – and that is worth celebrating.

We will be offering the chance to explore alternative ways of worshipping rather than just thinking about what usually happens in your own context.

Just remember to emphasise that worship is any way in which we glorify God. It can be done by yourself but, like many things, it can be better when you're not on your own and we worship together with other people.

Together – prayer and games

How do I help my group to come together and get started with the theme?

Gathering prayer

Jesus, our friend,

(use alternate index fingers to point and tap the middle of opposite palms)

Be with us today

(two hands, palms up in front of you, move up and down twice)

As we share together,

(two hands, palms up in front of you, move one forward and one back and alternate twice)

Pray together,

(hands together, palm against palm, as though praying)

Play together,

(hands to each side, palms up, make two small circles outwards)

And get to know you better

(point up with one hand)

As children together in your family.

(one hand out, palm down in front of you, move it sideways and up in three 'steps' as though to indicate children of three different heights)

AMEN

(Two thumbs up, and bring fists slowly together to meet in front of you)

OR

Thank you, God, for bringing us together today.

Help us to grow closer to you in all we do.

**Help us to speak and to listen, to learn and to grow together,
adventuring together with you wherever we may go.**

Amen

This week's games introduce the idea of there being different parts of Sunday morning worship.

Active game – Corners

Before the session, create a list of statements to read out to the group – they will have to respond to the statement by choosing which they think is the correct corner, and running to it.

Label the four corners of the room – Please, Thanks, Sorry, Praise

Gather the group in the centre of the room before you read the first statement. Ask them to re-gather after each round.

Examples

- A friend gives you a birthday card... How do you respond?
- You ate someone else's lunch by mistake. When you realise... How do you respond?
- Your brother has a new bike, and you'd like a turn... How do you respond?
- The person you sit next to in class has done a brilliant piece of work... How do you respond?

For older groups: the last person to a corner can be 'out', or those with a different answer to the leader – unless they can successfully defend their opinion!

Quieter game – Creations

You will need:

- paper
- pens

What you do:

Sit in a circle or a line. The first person draws something that might resemble a head. Fold the page over so the picture is hidden. The next person is to add to the picture by drawing a body of some description. This continues round the whole group until all have had a turn. Open the picture to see the creation. Explain that we all worship God differently, but everyone's aim is the same – to show God love.

Experience – Bible story and songs

Hear, watch and sing the Bible story

For this story we recommend using *The Message*

<https://www.biblegateway.com/passages/?search=Hebrews%2010%3A%2023%20-%2025&version=MSG>

Where can I find the story online?

Under-fives: Worship – God's Story, by Crossroads Kids' Club

<https://youtu.be/EJZ6iHMMF6M?si=OXDNIOtNSt20Mb6B>

Five-to-elevens: How to Worship God with Joyful Hearts, by Kids Bible Avenue

<https://youtu.be/PJiai71IBio?si=lcBsMYmFuoRm33SZ>

Songs to support the story

Under-fives: I've got the joy, joy, joy, by God's Joy Kids

<https://youtu.be/jjYi-qTzqr4?si=Z39d9WfDCwj8ivpC>

Five-to-elevens: Come, now is the time to worship, by Lifespring Kidspring Worship

<https://youtu.be/0WlhGnO2A40?si=h1rOZpny0KOIGW6T>

Explore – ways into the theme

Ideas and activities to explore this week's Bible passage together

A new way to explore the theme

You Choose!

Print out the picture prompts or use photographs from your own building which symbolise different aspects of worship you might experience on a Sunday morning. Place the pictures on a table, or the floor, at one end of the room. Mark out a masking tape line across the room – from left to right – and label one side 'important'; the other 'not important'. Have blank paper and pens available to be used during the explore section.

Ask the group members to look at the elements of worship and place them on the scale to show how important they think they are. They should decide as a group where each image belongs. Group members may not agree, but some may change their mind as a result of the discussion – the group may need to find a way to reach a compromise.

Ask the group to think about aspects of worship that may be missing from the images provided; are there any things they would like to include more regularly in worship? They could add their ideas to the line using the blank paper provided.

This week's passage urges Christians to make sure that they meet together to worship. Ask the group why they think it is important.

For those meeting in smaller spaces, create a labelled masking tape scale across a table – using the smaller pictures to prompt discussion.

*For younger groups, use *What's in the Box?* to support a simpler version of this exercise – encouraging the group members to talk about which elements they enjoy in Sunday morning worship.*

Modern parables

Jesus used stories to help people understand the things of God, even though they weren't necessarily overtly Christian stories. Lots of children's books can be used in a similar way as a conversation starter on the week's theme. Examples are shared here but you may think of others too. If you are to use the modern parable, consider buying a copy or borrowing it from the library so children see the actual book and can explore the illustrations more (and support the author).



Stone Soup written by Jess Stockham. Published by Child's Play International
March 2024

ISBN10 - 1786289695

In this story many villagers come together to create a large bowl of soup, each bringing their own contribution.

I wonder what you would contribute to worship.

Talking together: How might we talk about the Bible story together?

- What sorts of things are done in a big group rather than on your own?

- How do you encourage others to keep going when they are struggling?
- How would you describe worship at your church to friends who don't come?
- Where would be a special place, not a church, to worship God?

Wondering: ways to reflect on the theme

- I wonder what your favourite part of worship is.
- I wonder why the people in the Bible passage were trying to avoid worship.
- What does it feel like to be encouraged?
- I wonder if worship was different when your grandparents were your age.

What's in the box (for under-fives)

Use the special box or bag and sing, "What's in the box/bag? What's in the box/bag? Let's see, let's see, what's in the box/bag" (to the tune of The Farmer's in the Dell). Pull out the things one by one and then let the children play with them, talking about the theme or the story in simple terms.

This week's box could include:

- A mirror – encourage the children to look at different parts of themselves in the mirror, their face, their body, their hands. Think about how they can bring ALL of themselves when they worship God. How might they use these different parts in worship?
- A musical instrument such as a shaker or tambourine – we can worship God by making music together. See what a joyful noise your group can make!
- Dance ribbons – if the space allows, give children a ribbon and encourage them to move their bodies as a way of expressing how they feel about God.
- A set of play people and Duplo bricks – talk about how we are called to worship with other people and what a difference this makes. Allow time for the children to play with the people and bricks, reminding them that God wishes for us to be playful and creative in our worship.
- A holding cross or heart – take it in turns to pass the cross/heart around the group and talk about prayer being a part of worship. As each person holds the object, they might like to say something or remain quiet.
- A young children's book about a story in the Bible – read the book together. Talk about how part of worship is learning more about Jesus and how this can help us in our own lives.
- Bread – share a feast together and talk about how this is what Jesus did with his friends and that this is a part of worship for us today. Check about any allergies in the group.
- A tactile cross of wood or fabric (a cross shape reminds us of Jesus. Jesus/God loves us and it's always in the box because Jesus/God always loves us!)

Express – prayer and creative activities

Praying together: enabling your group to respond spiritually

Prayerful activity – Create own

The Bible passage encourages us to be inventive – so let's try and create something new.

Invite your group to write something for everyone to use in worship. This could be a written prayer – or a new worship song.



When writing songs, particularly for younger children, it is often helpful to already have a tune in mind that they will know. Try writing a worship song to the tune of 'Frere Jacques' or 'Old McDonald had a farm' for example.

It could have actions, or a refrain, and you could accompany it with musical instruments/percussion that you have made yourselves. For examples of musical instruments, see <https://urc.org.uk/wp-content/uploads/2023/01/FACT-Mar-Week-2-2026.pdf>

Spoken prayer

Amazing God.
We worship you with joyful noises.
(clap hands together, shake musical instruments)

Creator God.
We worship you with our hands and all the ways we can use them.
(encourage each person to look at their hands)

Loving God.
We worship you by showing kindness to ourselves and to others.
(hold hands over heart)

Triune God.
We worship you with our friends.
(hold hands together in a circle)

Amen
(everyone raises their joined hands together and says 'Amen!')

Responding together

Here are some suggested crafts and activities, and there is a colouring sheet at the end of this resource. You could also use small play toys and/or have a basket of resources available so children can choose their own way to respond.

With an online group, plan whether to deliver any resources in advance or how you will encourage them to use what they've got to hand in their response.

However you do it, it is good for the adults to engage in the response too, and all chat together.

Making bread

What you need: (or a ready made packet which you add water to)

- 500g strong white flour (plus extra for dusting)
- 2 tsp salt
- 7g sachet fast-action yeast
- 3 tbsp olive oil
- 300ml water



What you do: (if time follow the recipe below or if not bring ready made dough)

Mix 500g strong white flour, 2 tsp salt and a 7g sachet of fast-action yeast in a large bowl.

Make a well in the centre, then add three tbsp olive oil and 300ml water, and mix well. If the dough seems a little stiff, add another one to two tbsps water and mix well.

Separate the dough so everyone gets a bit.

Place on a lightly floured work surface and knead for around 10 mins.

Once the dough is satin-smooth, place it in a lightly oiled bowl and cover with cling film.

Leave to rise for as long as you can (one hour if possible)

Line a baking tray with baking parchment. Shape your dough into anything you like. *(You could all make something and then combine them together, so lots of shapes are put next to each other on the baking tray to make one large bread)*

Heat oven to 220C/fan 200C/gas 7.

Bake for 25-30 mins until golden brown and the loaf sounds hollow when tapped underneath. Cool on a wire rack.

Explain that you all had to work together to produce the bread. Something wonderful was made at the end of it. This is the same with worship to God, especially collective worship, when you worship God something wonderful can happen.

Everyday with Jesus – Walking the Way

What could we do this week to carry on what we've learned? Maybe members of the group could come up with a suggestion. If not, get them to choose from these two challenges:

- Talk to someone older or younger than you and ask them to tell you how they like to worship God.
- Each day this week try a different way of worshipping God, whether it be reading the Bible, singing, praying, helping another person, sitting in quiet thought, creating something. Focus on God while doing these things.

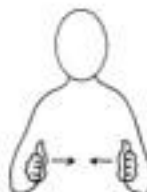
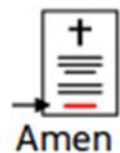
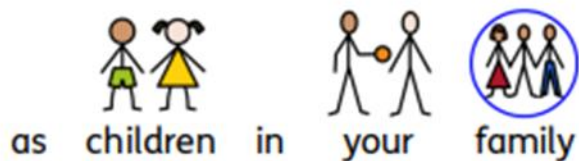

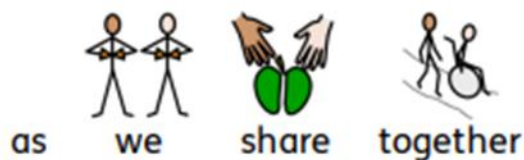
We hope you enjoyed exploring the story of **Worship** with us.

Please let us know what you liked or what you would find useful by emailing **sharon.lloyd@urc.org.uk**

Please join the Faith Adventures Facebook Group **bit.ly/FACT_FB**

Why not have a look at next week's resource on **Baptism**








The Lord's Prayer

 Our  Father,  who art  in  heaven,  hallowed be  thy  name.

 Thy  kingdom  come,  thy  will be  done

 on earth  as it is  in  heaven.

 Give us  this day  our  daily bread

 and  forgive us  our  sins As  we  forgive  those  who  sin against us

 Lead us  not  into  temptation but  deliver us  from  evil

 For thine is the  kingdom, the  power  and the  glory





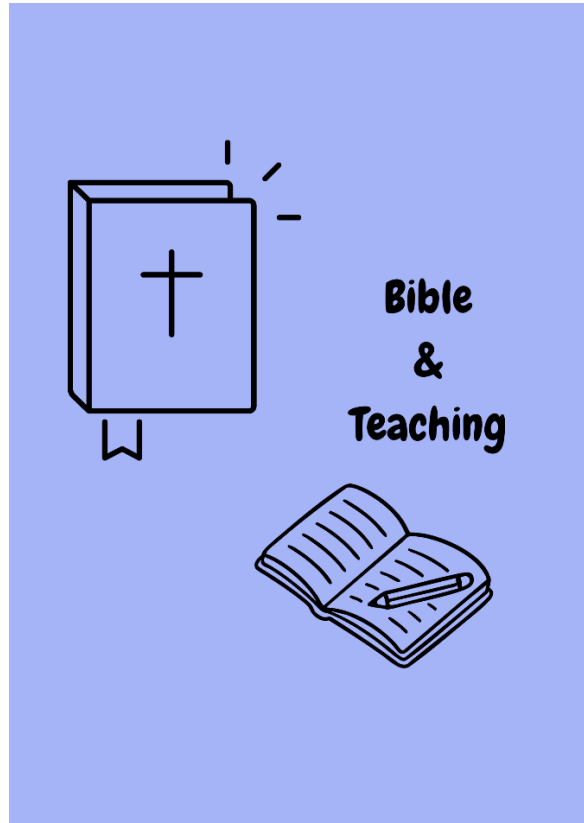

 For ever  and  ever .  Amen


Table top versions



Drinks & Snacks



Play



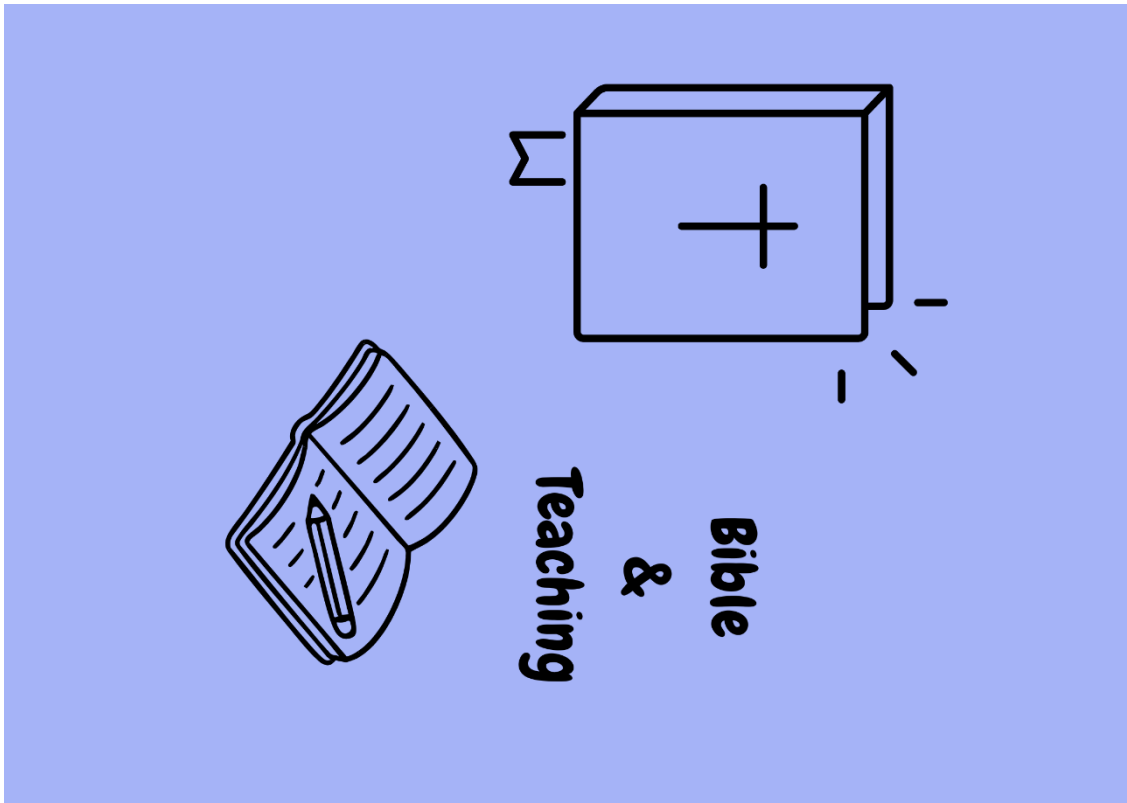
Helping Others

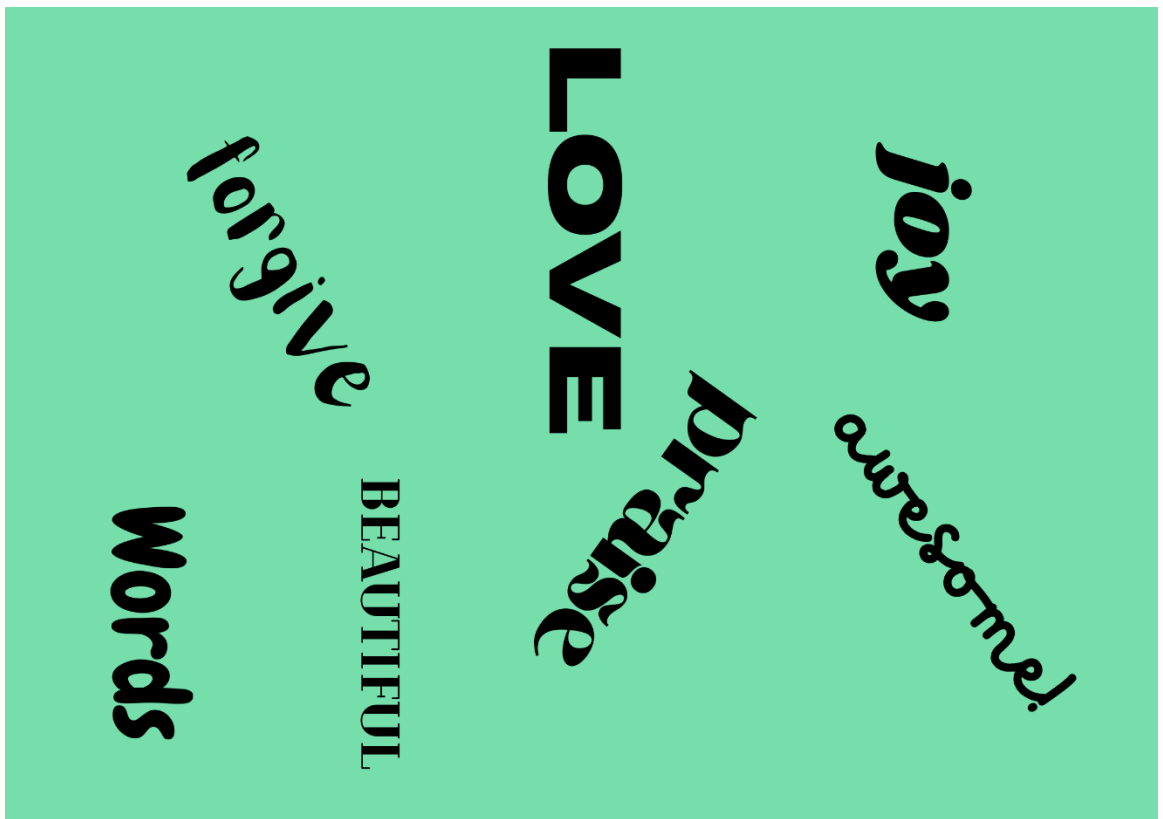
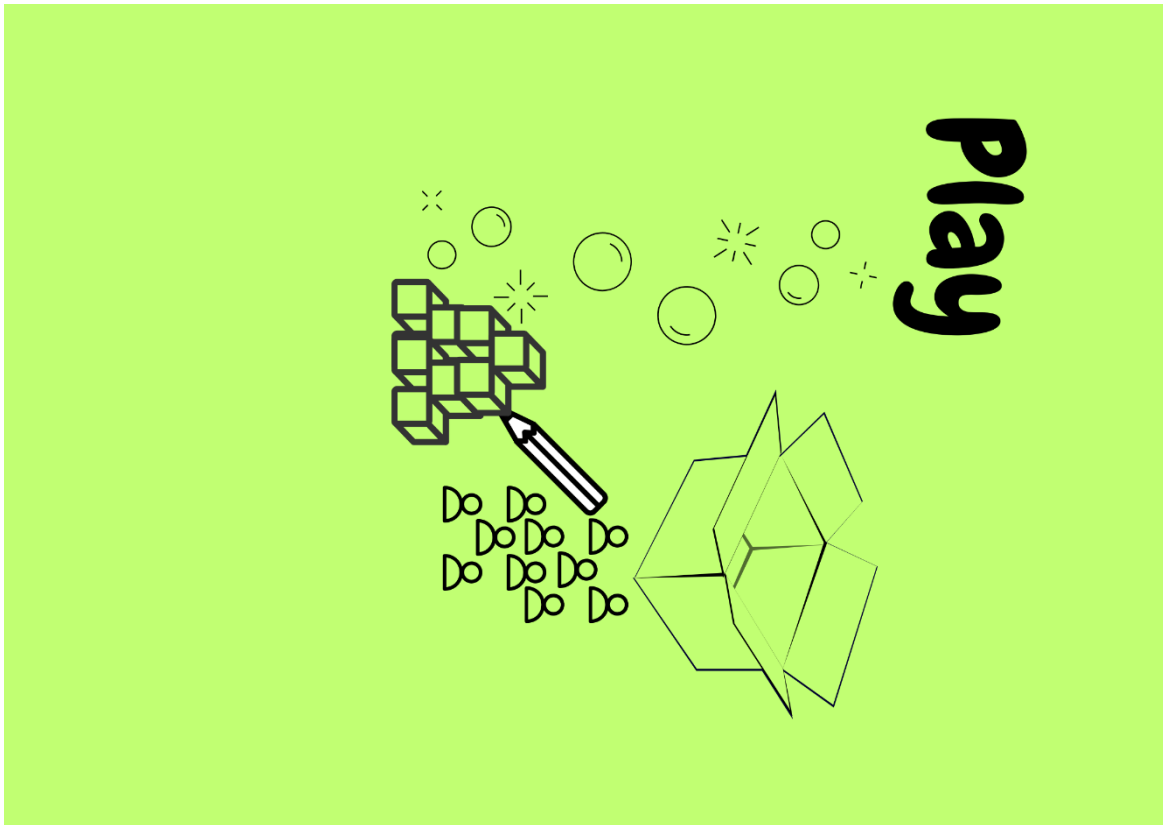


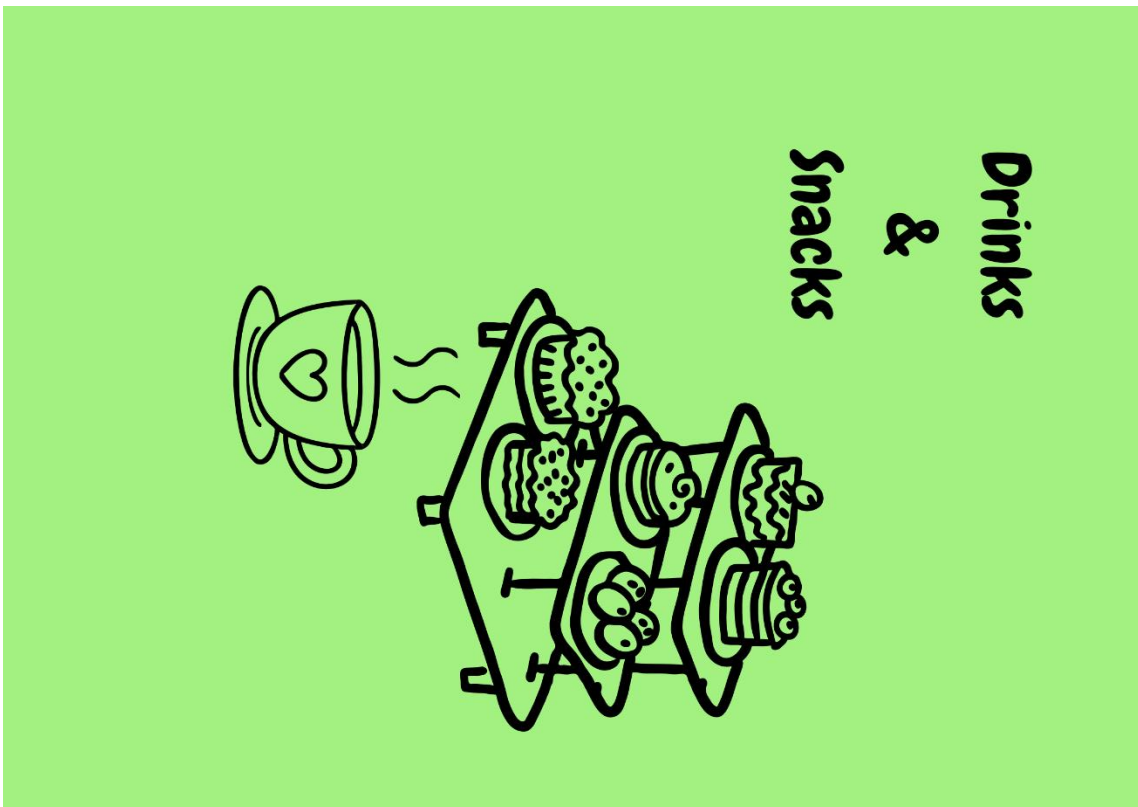
Seeing Friends



Larger versions













Illustration by lambsongs.co.nz via freebibleimages.com



Illustration by lambsongs.co.nz via freebibleimages.com

