



Faith Adventures for Children Together



*Committed to URC Children Together:
enabling everyone to grow more like Jesus
together in the home, church and beyond.*

For guidance on the purpose of the resource and how to use it as a launch pad for your engagement with children and families, please use this link:
<https://urc.org.uk/wp-content/uploads/2023/01/FACT-how-to-sheet.pdf>

1 Chronicles 28 9-12,20 - Building the Temple

Theme: God is always looking for a home with God's people

Contents:

Introduction	1
Together	2
Experience	3
Explore	3
Express	6
Handouts	8

Introduction: What would be helpful to know in my planning?

Chronicles was written around 450 years before Jesus. It isn't clear who the author was but some believe it was Ezra. It tells the story of Israel from Adam to King David. King David is passing on plans for a temple to his son Solomon, who will go on to build it. God has told David that it was time to build a temple where people could come together to worship but that he, David, would not be the one to build it. In this passage we see David passing on the task and instructions, warning Solomon to keep God's commandments and follow God's instructions so as to build the temple and make a place for God to call home with God's people. Up until this point, as the Israelites have been living as nomads in desert places, the Ark of the Covenant – a portable chest carried on poles – has been the symbol of God being with them. Now they will have a temple.

The temple is not only a place for God, but also a place where God's people can gather together and be with God. God is not limited to a temple or a church building – God is everywhere – but the temple or church serve as a meeting place, a focal point.

This passage is an opportunity to think about God wanting to make a home with God's people as well as a chance to explore our own churches as a place to come together to worship God. It would be wise to remember that this is an Old Testament story; after Jesus, God is with his people through the Holy Spirit, everywhere.

It is wise to be aware that for some children in your group, discussions around homes may need to come with a trigger warning and dealt with sensitively.



Together

How do I help my group to come together and get started with the theme?

Gathering prayer

Jesus, our friend

(use alternate index fingers to point and tap the middle of opposite palms)

Be with us today

(two hands, palms up in front of you, move up and down twice)

As we share together,

(two hands, palms up in front of you, move one forward and one back and alternate twice)

Pray together,

(hands together, palm against palm, as though praying)

Play together,

(hands to each side, palms up, make two small circles outwards)

And get to know you better,

(point up with one hand)

As children together in your family

(one hand out, palm down in front of you, move it sideways and up in three 'steps' as though to indicate children of three different heights)

AMEN

(Two thumbs up, and bring fists slowly together to meet in front of you)

OR

Thank you, God, for bringing us together today.

Help us to grow closer to you in all we do.

Help us to speak and to listen, to learn and to grow together,

Adventuring together with you wherever we may go.

Amen

In-person Game

If you have access to the internet, you might want to try this quiz together:

<https://www.bbc.co.uk/programmes/articles/2ccHC0ksDcQ8M4F6vVLp6Nz/the-amazing-animal-homes-quiz>

Alternatively, print out the cards in the accompanying resource. The first set are primarily for Faith Adventures: Children Together, the second set for Faith Adventures: Youth Resource. Cut the cards out and, depending on the age and level of your group, either play a matching game to try and work out which animal lives where, or play a game of pairs where you turn all the cards face down on the table and the children take it in turns to turn up two cards and see if they make a pair. If they do, that child keeps the cards and the player with the most cards at the end of the game is the winner. If your group is large, you may wish to split into smaller groups with a set of cards each. Each creature lives in a habitat or home which is just right for them. I wonder where God likes to live?



Alternative game – Chicken and hen house

This is a fun run around game that plays with the idea of having a home, and links nicely to the quiz game.

You will need a way of playing some music. You could use the songs from this session.

How to play:

When the music starts, children dance and move around the room.

When the music stops, they must run into groups of three.

Two become the hen house, facing each other and lifting arms to join hands in an archway. The third becomes the chicken, sitting under their arms, in the henhouse and clucking. The last team to create the house are out.

You can have further fun as the game progresses by changing the instruction, what else could be in the henhouse. E.g. farmer in the hen house, dog in the henhouse, snake in the henhouse etc. The third child would need to act out each one.

Experience

For this story we recommend using the New International Readers Version

<https://www.biblegateway.com/passage/?search=1+Chronicles+28%3A9-12%2C+20&version=NIRV>

Where can I find the story online?

Under fives: Solomon built the temple by Brooke Raymond

<https://youtu.be/T27x1r1R5qA?si=T5woJWmJDFKM3pBs>

Over fives: Solomons temple animated story – from sharefaith kids

<https://youtu.be/2n0N6iE3n30?si=6SHN03WHx2XL9QB8>

Songs to support the story

Under fives: Spencer family music by strong tower

<https://youtu.be/KZUb9n-3was?si=0NqQWO0MTQ0tJE9k>

Five to eevens: We came to meet with you by Hillsong kids

<https://youtu.be/CRGuiXbDw4U?si=THXljkH7l8Zo4SGS>

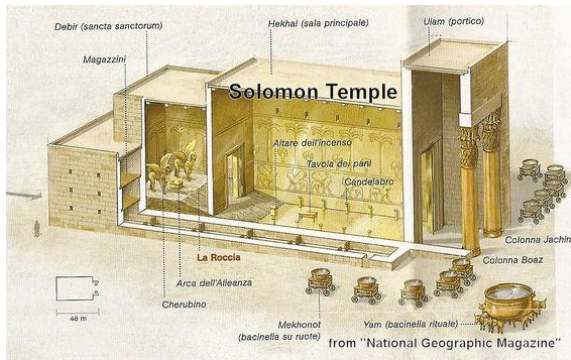
Explore

Ideas and activities to explore this week's Bible passage together

A new way to explore the passage – Solomon's temple

Verses 11 and 12 of the Bible passage says:

'Then David gave his son Solomon the plans for the portico of the temple, its buildings, its storerooms, its upper parts, its inner rooms and the place of atonement. He gave him the plans of all that the Spirit had put in his mind for the courts of the temple of the LORD and all the surrounding rooms, for the treasuries of the temple of God and for the treasuries for the dedicated things.'



This is one person's interpretation of Solomon's temple.

Can you build your own? What's important to consider when building a temple? What does God ask is included in the temple? What parts do you feel are important to include?

Take some time to discuss how to build up a temple such as Solomon's. Provide a variety of resources which could be used to create a temple either as individuals in pairs or in small groups.

Where and how would you put God in your temple?

There may be a Godly Play lending library near you which has a Solomon's temple resource. Godly Play is way of exploring the Bible story using props to re-enact and explore the story in a hands-on way.

<https://www.godlyplay.uk/help-and-support/borrowing-godly-play-materials/>

Modern parables

Jesus used stories to help people understand the things of God, even though they weren't necessarily overtly Christian stories. Lots of children's books can be used in a similar way as a conversation starter on the week's theme. Examples are shared here but you may think of others too.



'What we'll build' by Oliver Jeffers

Read by Mrs Hole

https://youtu.be/DE_tb6cyTuE?si=gY7uZzkLW_1bd4qP

(We will be using the same modern parable next week as sometime repetition is good and this is one such time)

Talking together: How might we talk about the story together?

- Why do you think God wants to be with us at all?
- Why do you think it was important for David and Solomon that a temple be built when they hadn't had one before?
- I wonder how we know if God's in a church?
- I wonder why some churches are big and grand like cathedrals and why some are small and some people meet in a house or a school hall and call it church? What's the difference?
- What do you think a place needs in order to be called a church?
- If God is everywhere, why do we need churches at all?



Wondering together: suggested questions to use during activities

- I wonder what's your favourite room in the house and why?
- I wonder where you'd put God's treasure and what it might be?
- I wonder where you like to go to meet with God?

What's in the box (for under fives)

Use the special box or bag and sing "what's in the box/bag? What's in the box/bag? Let's see, let's see, what's in the box/bag" (to the tune of The Farmer's in the Dell). You could tap the top of the box twice after the word 'box'. Pull out the things one by one and then let the children play with them, talking about the theme or the story in simple terms.

This week's box could include:

- Toy or Lego house – God wants to make a home with us. Talk to the children about homes. I wonder if God's home looks like our homes?
- Toy bricks or Duplo – Play at building a house or a tower with bricks – Solomon built a special house for God.
- House plan – God has given us plans on how to build a church, explore it together with the children.
- Treasure – Explore what God's treasure is and where would it be in church.
- Cross – Remind the children of the cross as a symbol of what Jesus did for us, and talk about it being put in church as a reminder that God loves us. Where can we see a cross shape?
- Heart – The heart represents the love in this place – where would we put it?
- Some play figures and the box – talk about how the box could be our church. Place some things back in it to create a model of God's home.
- A set of play people to act out the story or random shapes/bits you can move around to make pictures from the story as you tell it (e.g. stones, felt, twigs etc).

Express

Praying together: how can you involve the children actively in prayer?

Explore the space prayer

Look around your meeting area – what do you see? If you're in the church worship space you might see the communion table, the font.

If you're in the hall or junior church room you might see windows, the door, a table and may be able to borrow some artefacts or use photographs of some of the things in the actual sanctuary of the church.

Lead your group around the room inviting them to pray at each station.

For example:

Communion Table/table – pray for those people who don't have enough to eat and go hungry.

Door – pray for those people who don't feel safe where they live (or who are homeless and don't have a door they can close).



Windows – pray to God, thanking God for the wonders of creation that we can see out of the window, or the people you can see, or the weather etc...

Invite your group to offer prayers that make sense to them, inspired by the station at which you are standing.

Spoken prayer

Loving God

You invite us to be friends with you, your son and your Holy Spirit.

We invite you to come and live in our hearts so that we can feel you are always near us, always with us, showing us the way. Amen

Responding together


Here are some suggested crafts and activities, and there is a colouring sheet at the end of this resource. You could also use small play toys and/or have a basket of resources available so children can choose their own way to respond. <https://urc.org.uk/wp-content/uploads/2023/01/FACT-how-to-sheet.pdf>. However you do it, it is good for the adults to engage in the response too, and all chat together.

Build up the Church

Discuss and agree on an activity you will all do, today or another time, that will build up the church – e.g. job board, watering the plants, making refreshments, picking up litter, making something. It could be that groups of two or three may do one job and another group of two or three may do another and so on. Create a board together showing what jobs you are going to do, who's going to do them and when.

What might you all need to think about before starting on the task?

(Like how long it'll take, what resources are needed, whether there is access to the area and whether permission is needed.)



Marble Maze

Just as God is looking for a home, let's create a game where we help the marble to find its way home.

You will need: Carboard boxes/lids, things to create the maze path such as thick string, Lego blocks, scraps of cardboard, marbles (at least one per maze).

What you do: Explain that we are going to be making a maze in our boxes for a marble to run around.

The maze needs to have a start point and an end point (home). The end can be on the opposite side of the maze to the start or even in the middle.

Allow plenty of time for the group to work individually or in pairs to create their maze.



Once complete, have fun using each other's mazes to try to get the marble from the start to home.

What an amazing God we have, when we realise that God lives with us without us having to jump through hoops or do anything to make it happen. It's not complicated at all, unlike our mazes.

Everyday with Jesus – Walking the Way

What could we do this week to carry on what we've learned? Maybe members of the group could come up with a suggestion. If not, get them to choose from these two challenges:

- God meets us wherever we are, and that goes for our homes too. Take time this week to do a tour of your home, welcoming God into every room.
 - Why not go out for a walk around your neighbourhood and see how many different churches you can spot? Maybe you could take some photos on a camera and compare them – what do they look like, what are they made of, are they decorative or plain etc. You might even be able to go inside some of them.
-

We hope you enjoyed exploring the story of the temple with us.

Please let us know what you liked or what you would find useful by emailing lorrainewebb@urc.org.uk

Why not have a look at next week's resource on **Proverbs 24: 3-4**

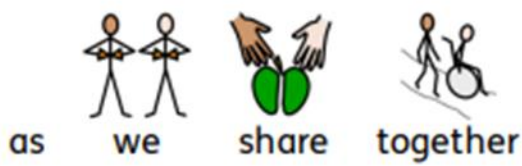




Jesus our friend,



be with us today




as we share together




pray together



play together



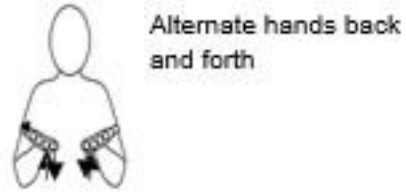
and get to know you better



as children in your family



Amen






Illustration from <https://www.coloringpagebook.com/bible-temple-coloring-page/>





Illustration from <https://www.coloringpagebook.com/bible-temple-coloring-page/>

