




Faith Adventures for Children Together



Free to use – please acknowledge when using beyond local church children's and youth work so others can find and use the resource themselves.

*Committed to URC Children Together:
enabling everyone to grow more like Jesus
together in the home, church and beyond.*

For guidance on the purpose of the resource and how to use it as a launch pad for your engagement with children and families, please use this link: www.bit.ly/FACT-how-to-sheet

Title: Leviticus 19:8 -9,18 Fruits of the Spirit – Love

Theme: Love is giving rather than expecting

Contents:

Introduction	1
Together	2
Experience	3
Explore	4
Express	5
Handouts	10

Introduction: What would be helpful to know in my planning?

Leviticus is the third book of the Bible and it focuses on the worship of God. The people of Israel has left Egypt and are at the foot of Mount Sinai, where they camp for two years, listening to God and entering a covenant relationship with God. God loves them and wants to be in relationship with the people of Israel.

This is why we have chosen Leviticus 19:8,9 and18 for today's passage. This verse is preceded by lots of "do not's", which some people think being a Christian is like – following a set of rules. In reality, how to be a Christian is revealed/demonstrated by today's verse: loving our neighbour as ourselves. God's way of loving, and how we should try to love, is to give without expecting anything in return, because we can, not because we should. This includes love of people but also love of God's world and of ourselves. We hope you enjoy exploring this theme with your groups.

Point to note:

The word 'love' in the English language has limitations. For "I love chocolate", "I love my church" and "I love my mum", we use the same word, whereas the Greeks used different words. For older children it might be worth exploring this with them. (The four main Greek words are: *Eros* –

romantic love; *Philia* – friendship; *Storge* - familial love; *Agape* - universal love, such as the love for strangers (and this also refers to Christian charity).

Together – prayer and games

How do I help my group to come together and get started with the theme?

Gathering prayer

Jesus, our friend,

(use alternate index fingers to point and tap the middle of opposite palms)

Be with us today

(two hands, palms up in front of you, move up and down twice)

As we share together,

(two hands, palms up in front of you, move one forward and one back and alternate twice)

Pray together,

(hands together, palm against palm, as though praying)

Play together,

(hands to each side, palms up, make two small circles outwards)

And get to know you better

(point up with one hand)

As children together in your family.

(one hand out, palm down in front of you, move it sideways and up in three 'steps' as though to indicate children of three different heights)

AMEN

(Two thumbs up, and bring fists slowly together to meet in front of you)

OR

Thank you, God, for bringing us together today.

Help us to grow closer to you in all we do.

**Help us to speak and to listen, to learn and to grow together,
adventuring together with you wherever we may go.**

Amen

Active game – Fruit salad

Love is one of the fruits of the Spirit. Soft fruits are often attributed to the different fruits of the Spirit e.g. love = strawberry.

Create a circle of chairs, one fewer than there are players.

The person without a chair stands in the middle. Assign each person a fruit of the spirit (or two if they would cope): strawberry, banana, apple etc. The person standing calls out the

name of a fruit. Those assigned that fruit have to stand up and run clockwise around the chairs, while the person in the middle attempts to get into one of the chairs before the other players, leaving someone else standing in the middle. If “fruit salad” is called, everyone has to find a new seat.

Quieter game – Love and hate

The Bible passage invites us to explore what loving might look like. This game opens up participants to thinking about what they love – and what they don't love.

Designate one end of the space 'love' and the other end 'hate'. Explain to participants that you are going to make suggestions about things that they might, or might not, love. After each item they should stand somewhere on the line between 'Love' and 'hate'. There are no wrong answers – we are all different. We offer you some suggestions here – but you can come up with your own. You know your group best.

Crunchy peanut butter
Milk chocolate
Dark chocolate
Singing hymns
Playing football
Taylor Swift songs
Custard
Maths lessons
Beefburgers
Going to church on Sundays

Experience – Bible story and songs

Hear, watch and sing the Bible story

For this story we recommend using the Easy-to-read version

[Leviticus 19: 9,10, 18 ERV - “When you cut your crops at harvest - Bible Gateway](#)

Where can I find the story online?

Under-fives: Love your neighbour, by Good News Kids Corner

<https://youtu.be/A9depLEUwgY?si=sVUayZNz5Rvrc8K1>

Five-to-elevens: Loving your neighbour, by Little Disciples Adventure Time

<https://youtu.be/iNQtdQPisoo?si=upVOYJm9AzrnY0se>

Songs to support the story

Under-fives: God's love is bigger than a burger (Doug Horley), by The Big Tent Wellington

<https://youtu.be/nRPJeqjbGPI?si=2kdnK-kzUtsnl3BW>

Five-to-elevens: L-O-V-E, by Compass Bible Church

<https://youtu.be/dJ9te-Gtfew?si=xpoKv7rCQ0HuZR8Z>

Explore – ways into the theme

Ideas and activities to explore this week's Bible passage together

A new way to explore the theme

This week we are beginning a series on the fruits of the Spirit. To begin the series, we are looking at the fruit of 'Love', and specifically loving our neighbour.

To explore this, we suggest you ask someone from the church or local community who is doing amazing things to show "love your neighbour" in action: someone (or some people) who does things which help others in need or welcome others in.

Provide a hot seat for them to sit on and ask them some questions to explore why they do it, and what motivated them to get involved.

This could be someone who helps at the local foodbank, or someone who is a welcomer in church. It could be a Junior Church leader or youth leader; or even the minister or Church-Related Community Worker.

Do not feel you need to have more than one, but you might choose to have lots of people.

Here are some suggested questions:

- Why did you start this in the first place?
- How did you get involved?
- What difference does it make to others?
- How does this show love?
- Do you get love in return?
- Do you think this helps love to grow?

Modern parables

Jesus used stories to help people understand the things of God, even though they weren't necessarily overtly Christian stories. Lots of children's books can be used in a similar way as a conversation starter on the week's theme. Examples are shared here but you may think of others too. If you are to use the modern parable, consider buying a copy or borrowing it from the library so children see the actual book and can explore the illustrations more (and support the author).



Love by Sophie Cashell. Published by Alison Green books in Jan 2026. ISBN: 10

0702343846

Love shows us that sharing love and kindness is easy and fun - and makes our world a better place.

What fun ways do you like sharing love with others?

Talking together: How might we talk about the Bible story together?

- How do you know if someone loves you?
- How can you show love to someone you know and someone you don't?
- Is loving someone different from liking someone?
- I wonder why poor people get the fruit that falls to the ground rather than the good fruit

Wondering: ways to reflect on the theme

- Is there something you have plenty of that you could share with others?
- Who is your neighbour?
- If you are not a farmer, how do you manage to do verses 9 and 10?
- How do we forget the wrongs people do?

What's in the box (for under-fives)

Use the special box or bag and sing, "What's in the box/bag? What's in the box/bag? Let's see, let's see, what's in the box/bag" (to the tune of The Farmer's in the Dell). Pull out the things one by one and then let the children play with them, talking about the theme or the story in simple terms.

This week's box could include:

- Lots of things that we may love, such as pictures of or small toys depicting cats or dogs, play people – talk about the things we love.
- Hearts – display lots of different hearts and talk about how we have all kinds of love to share and that it can look different every time.
- Show images of nature, other people, colours etc. – talk about the ways we can show love to others, e.g. making people happy, caring for nature, colours that make us feel loved and cheerful.
- Do a dance or sing a happy song – love feels so good that we often smile, laugh, sing and dance.
- A tactile cross of wood or fabric (a cross shape reminds us of Jesus. Jesus/God loves us and it's always in the box because Jesus/God always loves us!)
- A set of play people to act out the story or random shapes/bits you can move around to make pictures from the story as you tell it (eg stones, felt, twigs etc)

Express – prayer and creative activities

Praying together: enabling your group to respond spiritually

Prayerful activity- 'Love your neighbour as you love yourself.'

Make a simple heart or use a heart shape that you have. God loves everyone and wants the best for their lives. As you hold the heart, think about the people who you want to know God's love. Quietly name the people you are thinking about. As you continue to hold the heart, think about the people that you find hard to love sometimes and ask God to help you show them love. Ask God to help you share God's love with others.

Dear Jesus,
Help us to grow the fruits of your Spirit in us
so that we can be more like you
in all we do and say.
Grow in us the kindness of loving
everyone we meet day by day,
as you taught us to do.

Spoken prayer

Under-fives

Dear God,

Thank you for food, for all that we share,
for fields full of goodness and people who care.

Help us be kind and not just take all,
to leave some for others, both big and small.

Teach us to love every friend that we meet,
to share what we have and be gentle and sweet.

Help us treat others the way we should,
with kindness and love, because that is good.

Amen.

Five-to-elevens

Dear God,
(hold hands open in front of you)
Thank you for all the good things you give us to share.

(move hands as if giving something away)
Help us not to keep everything for ourselves,
but to leave some for others who need it.

(point to your eyes, then look around)
Help us to notice people who might be left out or in need.

(place hand on heart)
Teach us to love others as we love ourselves.

(reach out as if inviting someone in)
Show us how to be kind, welcoming, and fair every day.

(hold hands together)
Thank you that your love is for everyone.

Amen.

Responding together

Here are some suggested crafts and activities, and there is a colouring sheet at the end of this resource. You could also use small play toys and/or have a basket of resources available so children can choose their own way to respond.

With an online group, plan whether to deliver any resources in advance or how you will encourage the children to use what they've got to hand in their response.

However you do it, it is good for the adults to engage in the response too, and all chat together.

Love bugs

You will need:

- heart shapes
- pipe cleaners
- kitchen roll core

What you do:

Create a love bug using some heart shapes and other bits and pieces. Be creative – what love bugs can you make and who could you give your love bug to? Our love bugs can remind us that we are commanded to love God and to love one another as we love ourselves.



Everyday with Jesus – Walking the Way

What could we do this week to carry on what we've learned? Maybe members of the group could come up with a suggestion. If not, get them to choose from these two challenges:

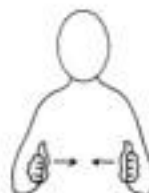
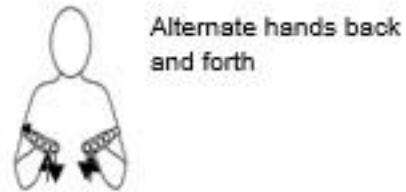
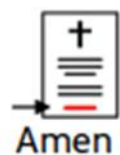
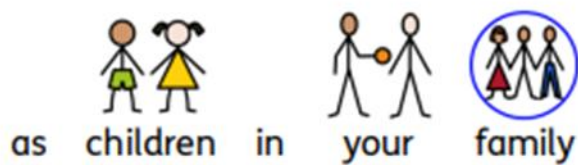

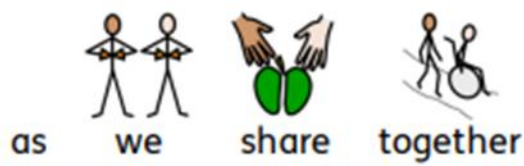
- Talk to someone older or younger than you and ask them to tell you something you might not already know about Jesus.
- Commit to doing something loving for someone each day.

We hope you enjoyed exploring the **Leviticus** passage with us.

Please let us know what you liked or what you would find useful by emailing **sharon.lloyd@urc.org.uk**

Please join the Faith Adventures Facebook Group **bit.ly/FACT_FB**

Why not have a look at next week's resource on **Peace**





 The Lord's Prayer

 Our
  Father,
  who art
  in
  heaven,
  hallowed
  be
  thy name.

 Thy
  kingdom
  come,
  thy
  will
  be done





 on
  earth
  as it is
  in
  heaven.

 Give
  us
  this day
  our
  daily
  bread

 and
  forgive
  us
  our
  sins
  As
  we
  forgive
  those
  who
  sin
  against
  us

 Lead
  us
  not
  into
  temptation
  but
  deliver
  us
  from
  evil

 For
  thine
  is the
  kingdom,
  the
  power
  and
  the
  glory

 For ever
  and
  ever
  Amen



