



# Faith Adventures for Children Together



*Committed to URC Children Together:  
enabling everyone to grow more like Jesus  
together in the home, church and beyond.*

For guidance on the purpose of the resource and how to use it as a launch pad for your engagement with children and families, please use this link:  
<https://urc.org.uk/wp-content/uploads/2023/01/FACT-how-to-sheet.pdf>

## 2 Timothy 3: 15b-17

Theme: The Bible is for sharing and for passing on to others

### Contents:

- [Introduction](#) ..... 1
- [Together](#) ..... 2
- [Experience](#) ..... 3
- [Explore](#) ..... 3
- [Express](#) ..... 6
- [Handouts](#) ..... 8

### Introduction: What would be helpful to know in my planning?

This is the final week of our theme ‘the Bible’ and we will be asking “What does the Bible mean to you?”

In the translation we have chosen there are some longer words that might need exploring with your group – words like ‘inspiration’ and Christian jargon such as ‘salvation’. Asking what these words might mean to your group is an important part of developing their understanding, so it will help if you’ve already given some thought to how you might answer the questions, too. You might find it helpful to look at the passage in some other translations using [www.biblegateway.com](http://www.biblegateway.com) or the Bible translations used at your church.

The Bible is, of course, a collection of different holy scriptures – it’s more of an anthology or compendium and it is the Word of God as interpreted by humans in their own time, place and context. God didn’t dictate it in the way that God passed on the ten commandments to Moses. Different churches and individuals within those churches may have different understandings of how the Bible was written and it is important that we respect those differences.

In the passage we are using this week, Paul is writing a letter to Timothy – his protégé. Paul knew that Timothy had been raised in a religious household; this might not be true of all the participants in your group. Indeed, some people haven’t been brought up in households where faith and religion are mentioned at all and come to faith later in life when they are teenagers or even adults.



The fact that Paul is writing to somebody who was brought up in faith might make it difficult for participants who have not had that experience. It is worth remembering that it doesn't matter when we start to follow Jesus, just that we do.

Some sensitivity will be needed with regard to the conversations later in the session about things that we use at various stages of life. Some of your children may have, or know someone with, developmental delays or physical or mental health needs which mean that they are at a different stage than others e.g. needing support for incontinence, needing physical support to carry out certain activities, needing some external emotional support such as a comfort blanket etc. You will need to be careful that their dignity is protected in your language and in the responses of your group. You might need to consider in advance how you will approach this.

## Together

How do I help my group to come together and get started with the theme?

### Gathering prayer

#### Jesus, our friend

(use alternate index fingers to point and tap the middle of opposite palms)

#### Be with us today

(two hands, palms up in front of you, move up and down twice)

#### As we share together,

(two hands, palms up in front of you, move one forward and one back and alternate twice)

#### Pray together,

(hands together, palm against palm, as though praying)

#### Play together,

(hands to each side, palms up, make two small circles outwards)

#### And get to know you better,

(point up with one hand)

#### As children together in your family

(one hand out, palm down in front of you, move it sideways and up in three 'steps' as though to indicate children of three different heights)

#### AMEN

(Two thumbs up, and bring fists slowly together to meet in front of you)

OR

**Thank you, God, for bringing us together today.**

**Help us to grow closer to you in all we do.**

**Help us to speak and to listen, to learn and to grow together,**

**Adventuring together with you wherever we may go.**

**Amen**

---

### In-person game - Bible Sit Down

“The whole Bible was given to us by inspiration from God “

*You will need:* A circle of chairs (one for each participant), a sheet of paper, a list of all the books of the Bible.



This game is intergenerational – so leaders can play it alongside the younger participants. It can also be played as a 'whole church' game.

Arrange the chairs in a circle. Each player stands in front of a chair. Decide who will start – maybe the youngest player, or the one who had the most recent birthday. In turn, they must name a book of the Bible – from either the Old or New Testament. Write down the answer on the sheet of paper (it doesn't have to be in order). If they cannot think of a book, they must sit down. Keep going around the circle until everyone is sitting down. When everyone is sitting down, look at the names of the books that have been missed out – invite group members to have a look at those books and the stories in them as the challenge for this week.

---

### Alternative game – Old Testament/New Testament

This is a just for fun game that explores the theme of the Bible.

*You will need:* the list below of Bible stories (*you can obviously add to this if you wish!*)

*What you do:*

The children stand in the middle of the room. The leader shouts out each of the Bible stories one at a time. The children run to the left side of the hall or the right side depending on whether they think it's an Old Testament or a New Testament story.

*You can help them if necessary (and add to their knowledge) by saying things like, if it's a Jesus Story it is usually found in the New Testament.*

Stories Old New

Moses in the riverbed

Walls of Jericho

Feeding of the 5,000

Jonah and the big fish

The money in the fish's mouth

Jesus is born

Adam and Eve

Elisha is bullied for being a baldy

The talking donkey

Paul is shipwrecked

Jesus reads in the temple



## Experience

**For this story we recommend using The Living Bible**

<https://www.biblegateway.com/passage/?search=2%20Timothy%203%3A15-17&version=TLB>

**Where can I find the story online?**

Under fives: A simple explanation of what the Bible is and how its useful to us

[https://youtu.be/qaBTaLKunXA?si=\\_PXGDYAKn5itRwOr](https://youtu.be/qaBTaLKunXA?si=_PXGDYAKn5itRwOr)

Over fives: A short, animated introduction to who Timothy is and how he was mentored by Paul and how Paul wrote him letter like 2 Timothy

<https://youtu.be/Z9Mz4l9w4Gs?si=xSqbfJ3lkCv2JqC2>

**Songs to support the story**

Under fives: The B.I.B.L.E by Listener Kids

<https://youtu.be/ahHWtvOmt2E?si=T3WBNwYfVFOFSBTA>

Five to elevens: Thy word by Calvary Kids

<https://youtu.be/uG9ZnP6Bso8?si=ffwB6w81qwfdrlly2>

## Explore

Ideas and activities to explore this week's Bible passage together

**A new way to explore the passage**

You will need a selection of things such as dummies, nappies, blankets, lunch boxes, library cards, toothbrush, teddy bear, driving license etc.

Gather the group around the items you have collected. Encourage them to explore what they can see. Do they know what they all are?

Can they guess what all the things have in common?

They are all things that help us when we're young or when we're older.

Consider each item and ask how they help us when we are young. For example:

- Dummies give us comfort
- Nappies help us to not have accidents
- Blankets give us comfort or keep us warm
- Lunch boxes provide us with food and nutrition,
- Library cards help us to learn and grow be wise
- Toothbrush helps us stay clean and healthy,
- Teddy bear gives us a friend,
- Driving license helps us to become independent

All these things are important as we grow.

Place a Bible amongst the items and ask how does this help us when we're young?



Relate it to the other items by asking 'What in the bible offers you comfort? What in the Bible offers you wisdom?' etc.

Some of the items aren't only for when you're young, some you journey with as you grow up, some you return to, some you leave behind. The Bible is with us for life.

Gather the group around a selection of different Bibles and encourage them to explore them to begin with. Which ones do they like? What is their Bible like?

Explain that Paul is writing to his young friend Timothy and in the letter he reminds Timothy that the Bible is important. He tells him to learn Gods' words whilst he is still young. God's words are important.

Explain that we believe that the Bible is God's words – one way that God speaks to us is through the words on the page.


ASK: What's the most important message of the bible for you? Do you know where is it in the Bible? Encourage the group to find their important words in the bibles. They might like to compare versions. Capture their favourite verses on slips of paper that can be placed around the bibles.

Refer to the wondering questions to explore further.

---

## Modern parables

Jesus used stories to help people understand the things of God, even though they weren't necessarily overtly Christian stories. Lots of children's books can be used in a similar way as a conversation starter on the week's theme. Examples are shared here but you may think of others too.



'The Word Collector' by Peter Reynolds

<https://youtu.be/9caTyziZwws?si=G5O2DO9cJiE-zO0Z>

Wondering questions you could use:

I wonder which of God's words you would love to collect and keep?

Which of God's words would you like to share with others? And how?

## Talking together: How might we talk about the story together?

- What do you think Salvation means? Can we work out what it might mean? What do you think salvation looks like?
- Is the Bible the only place where we experience God's word?
- Does it have to be written down?
- Can you follow Jesus without reading the Bible?
- Which bits of the Bible are most important for you?
- I wonder which Jesus stories are not written down in the Bible?

## Wondering together: suggested questions to use during activities

- I wonder why there aren't more stories about Jesus' childhood in the Bible?
- I wonder if you ever read Bible stories? When do you like to read or hear them?
- I wonder who shares Bible stories with you?



## What's in the box (for under fives)

Use the special box or bag and sing "what's in the box/bag? What's in the box/bag? Let's see, let's see, what's in the box/bag" (to the tune of The Farmer's in the Dell). You could tap the top of the box twice after the word 'box'. Pull out the things one by one and then let the children play with them, talking about the theme or the story in simple terms.

This week's box could include:

- A battery powered candle or torch (play with the light and shine it on different things, including the child, use words like 'bright' 'light' 'dark' 'shining' 'lit up') God's story helps us see the way we're going
- A blankie or soft toy – God's story helps us feel safe and brave and comforts us when we feel sad
- Some sweets or biscuits to share – God's story helps us learn how to be kind
- A children's bible or bible story book, especially a tactile one – we love to read God's story, it helps us know more about God and Jesus our friend
- A tactile cross of wood or fabric (A cross shape reminds us of Jesus. Jesus/God loves us and it's always in the box because Jesus/God always loves us!)
- A set of play people to act out the story or random shapes/bits you can move around to make pictures from the story as you tell it (eg stones, felt, twigs etc)

## Express

Praying together: how can you involve the children actively in prayer?

### Bible reminders prayer

*You will need:*

- *a cloth*
- *the items from the Explore session*
- *(optional) post it notes and pencils*

Lay the items from the Explore session spread out on the cloth, including the Bible. There are two possible approaches we could use to this prayer activity. Each person in turn could be invited to choose an item, pick it up, and say a few words to God. For example, if they choose a soft toy they could say "God, please comfort people who are sad or worried", if they choose a walking stick they could say "Dear God, thank you for helping us on our way". Alternatively each child could have one or two post it notes and a pencil. They could write or draw their prayer and place it next to the item that reminds them of God's word.

### Spoken prayer

The Bible can help teach us how to pray. This is a prayer that David wrote in Psalm 25. It links well with the words of our Bible reading today.

Lord, help me to understand your ways.

Teach me your good paths.

Please be my guide and teach me your truth.

I trust you every day,

Because you are the God who keeps me safe. Amen (EasyEnglish version)



## Responding together

Here are some suggested crafts and activities, and there is a colouring sheet at the end of this resource. You could also use small play toys and/or have a basket of resources available so children can choose their own way to respond. <https://urc.org.uk/wp-content/uploads/2023/01/FACT-how-to-sheet.pdf>

With an online group, plan whether to deliver any resources in advance or how you will encourage them to use what they've got to hand in their response.

However you do it, it is good for the adults to engage in the response too, and all chat together.

## Scripture Collage

*You will need:*

- A4 card
- scissors
- dry pasta tubes
- PVA glue
- coloured pencils
- selection of newspapers/magazines



*What you do:*

Pick a line from this week's Bible passage. Carefully cut out individual words and letters from the newspapers/magazines that match the chosen words. Glue the letters onto the card to recreate the verse. Glue pasta tubes around the edge of the card to form a frame. Decorate the card using coloured pencils.

---

## Everyday with Jesus – Walking the Way

What could we do this week to carry on what we've learned? Maybe members of the group could come up with a suggestion. If not, get them to choose from these two challenges:

- In the Bible-Sit-Down game we found the names of Bible books that people didn't know. (If you didn't play the game, look at a list of Bible books and choose one you hadn't heard of). Can you read a bit of that book and see what it's all about? You could watch a video or find a new story in a children's Bible if you find reading a bit tricky.
  - Talk to someone older or younger than you and ask them what the Bible means to them
- 

We hope you enjoyed exploring the story from **Paul's letter to Timothy** with us.

Please let us know what you liked or what you would find useful by emailing [lorraine webb@urc.org.uk](mailto:lorraine webb@urc.org.uk)

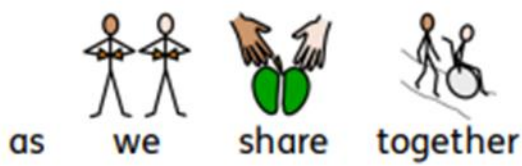
Why not have a look at next month's resource on **God's World, Our Home**



Jesus our friend,



be with us today




as we share together




pray together



play together



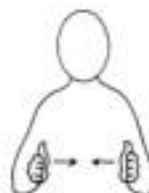
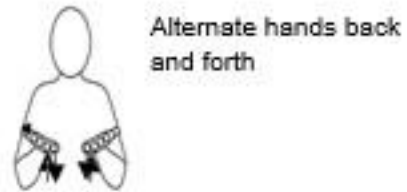
and get to know you better



as children in your family



Amen








Illustration from <https://coloringus.com/post/free-books-of-the-bible>






Illustration from <https://coloringus.com/post/free-books-of-the-bible>

