



Faith Adventures for Children Together



*Committed to URC Children Together:
enabling everyone to grow more like Jesus
together in the home, church and beyond.*

For guidance on the purpose of the resource and how to use it as a launch pad for your engagement with children and families, please use this link:
<https://urc.org.uk/wp-content/uploads/2023/01/FACT-how-to-sheet.pdf>

Genesis 6-11-7.10 – Noah’s surprising challenge

Theme: God sometimes asks us to do surprising things

Contents:

- [Introduction](#) 1
- [Together](#) 1
- [Experience](#) 2
- [Explore](#) 3
- [Express](#) 5
- [Handouts](#) 8

Introduction: What would be helpful to know in my planning?

The book of Genesis describes the creation of the world as well as the exploits of some of the first characters of the Bible. People such as Moses, who is thought to have written the book of Genesis – although not all scholars agree. Opinion varies as to the nature of this book – whether it recounts fact or story – and all views should be respected. The important thing for this session is to focus on the theme, which is that God sometimes asks us to do surprising things but always has a plan, even if we don’t understand it.

The story of Noah is one with lots of surprises in, including a God who asks Noah to build an ark and then plans to flood the rest of the human race. Today’s session is about exploring this and other surprises held within the story. The story does bring up a lot of questions – don’t fall into the trap of thinking you have to answer them all – it is ok, indeed valuable, to wonder with the children and explore the story afresh for yourself.

In wondering about the story and the God we meet in this story, it is important to recognise that God doesn’t change but there is a change in the way the Old Testament God and the New Testament God interacted with the people. It is important to remember and to highlight to the group that this is a pre-Jesus God, that Jesus coming changed the way our relationship with God works.



Together

How do I help my group to come together and get started with the theme?

Gathering prayer

Jesus, our friend

(use alternate index fingers to point and tap the middle of opposite palms)

Be with us today

(two hands, palms up in front of you, move up and down twice)

As we share together,

(two hands, palms up in front of you, move one forward and one back and alternate twice)

Pray together,

(hands together, palm against palm, as though praying)

Play together,

(hands to each side, palms up, make two small circles outwards)

And get to know you better,

(point up with one hand)

As children together in your family

(one hand out, palm down in front of you, move it sideways and up in three 'steps' as though to indicate children of three different heights)

AMEN

(Two thumbs up, and bring fists slowly together to meet in front of you)

OR

Thank you, God, for bringing us together today.

Help us to grow closer to you in all we do.

Help us to speak and to listen, to learn and to grow together,

Adventuring together with you wherever we may go.

Amen

In-person Game - Bring me

In the story God asks Noah to collect lots of different living creatures and bring them back to the boat! Let's play a game of bring me.

This could be played online if necessary or even outside. Consider the list of things you expect people to find you with this in mind.

In the middle of the room have a pile of items, some that you have recorded in a list and some extra things. You could have several of the same thing in the pile. Split into groups or pairs. Ensure the groups are spaced out fairly from the pile in the middle.

Shout out the item to be found, then shout GO. One person from each group/ pair try to find the item first. The group/ pair at the end who has the most items wins.

To play the game online, call out things people might be able to find at home and then the person who comes back with the item first wins a point.



Alternative game - Islands

A classic game that plays with the themes of being trapped and needing to help each other. You will need: newspapers and possibly some music.

Place a sheet of newspaper on the floor for every child in your group, spread them out and ask the group each to stand on one. This is your safe island.

When the music plays, all the players must leave the islands and dance around in the space between them..

When the music stops, all the players must try to jump onto an island. There can be more than one person sharing any one island, and this will be needed as you go along.

Each time the music plays, leaders either remove an island or reduce the size of the islands. When a child can't get onto an island, they then sit out until there are only two left playing. They then must compete to be the first onto one last remaining small island.

Experience

For this story we recommend using the Easy to read version

<https://www.biblegateway.com/passage/?search=Genesis+6%3A11-7.10&version=ERV>

Where can I find the story online?

Under fives: Noah Loved God by Crossroads Kids

<https://youtu.be/WFXqsuMg3vA?si=XUMegQrbQbcBb8kg>

Older - Noah by Saddleback Kids <https://youtu.be/Wbfp7fzhj4Y?si=zvCvRT1s1umGnsx2>

Songs to support the story

Under fives: Noah Action Song by HopeTogetherUK

<https://youtu.be/qv3g0NPeylQ?si=cXeDP-zVvu4l8onD>

Five to elevens: Arky Arky by Listener Kids

https://youtu.be/wHcypSv4ltY?si=_kDhsMYK0e1SHHTW

Explore

Ideas and activities to explore this week's Bible passage together

A way to explore the story

Explain that God gave very detailed instructions to Noah for how to build the boat, what to make it out of, and all the intricate sizes. Explain that the group are going to build a boat today and must follow your rules precisely.

Give the group a set of instructions that you have put together; Detailing instructions to build a boat, be very specific. You will need to have built one first, then write how you did it. It could be from Lego, junk modelling, food modelling, with chairs and blankets like a fort, anything really.



As they build, be reminding them to check the instructions and be very sure that they are following your plan closely.

This is the main making activity in the session, so there is plenty of time for the task.


After they have built the boats, gather round to take a look and check the boats against the instructions or your example boat. How did they do? How did they find the task?

This can lead to a discussion (perhaps whilst enjoying a well earned snack) around the challenge for Noah at sticking to God's plans. Use the wondering questions found in this session. I wonder whether they found any surprises in the task?

You could ask if they ever felt like changing the plans, did they see a better way of building the boat? I wonder if this ever happens in life? Do we find it easy or hard to follow God's plan?

Modern parables

Jesus used stories to help people understand the things of God, even though they weren't necessarily overtly Christian stories. Lots of children's books can be used in a similar way as a conversation starter on the week's theme. Examples are shared here but you may think of others too.



'Mrs Noah's Pockets' by Jackie Morris

<https://youtu.be/dQNXsBDzc3M?si=6iaCvy-4EqsWSF8R>

Talking together: How might we talk about the story together?

- What questions does this story leave you with?
- I wonder how Noah reacted to God's request and what he said to others?
- I wonder if you've ever been asked to do something that you didn't think you could do or didn't see the point of?

Wondering together: suggested questions to use during activities

- I wonder what's the strangest thing anyone's asked you to do?
- I wonder if you would have built the ark if God had asked you to do it?
- I wonder if anything has surprised you this week?
- I wonder if God was in the surprises?

What's in the box (for under fives)

Use the special box or bag and sing "what's in the box/bag? What's in the box/bag? Let's see, let's see, what's in the box/bag" (to the tune of The Farmer's in the Dell). You could tap the top of the box twice after the word 'box'. Pull out the things one by one and then let the children play with them, talking about the theme or the story in simple terms.

This week's box could include:



- A toy ark or big boat (talk about how Noah gathered all the animals together, wonder about how many you can get into the boat)
- Toy animals (talk about the different animals)
- A measuring tape or ruler (Noah was given precise measurements, why not measure some things and see how big they are?)
- Play figures (talk about the people on the ark, who were they, what were their names)
- A set of play people to act out the story or random shapes/bits you can move around to make pictures from the story as you tell it (e.g. stones, felt, twigs etc)

Express

Praying together: how can you involve the children actively in prayer?

Colouring Prayers


This is a great way to pray when ...

- you want to pray but do not always have the words
- you want to spend time with God but do not know where to start
- you want to be still but don't always find that easy

What you need:

- Coloured markers or coloured pencils
- Doodle prayer template available here <https://prayingincolor.com/resources/doodled-prayer-templates-for-any-season> or a simple colouring picture

Write God somewhere in the centre and start to colour. If words pop into your mind, you can write them in one of the spaces or just let the colours be your prayer. Think about the different colours and what sort of prayer they might be. Enjoy spending time with God, colouring and doodling.



It might be helpful to play some quiet reflective music. <https://youtu.be/FKWGSzxtcZA> Be still and Know by Scripture lullabies.

Spoken prayer

Surprising God,

We thank you that you can still surprise us

We thank you that you ask us to do surprising things

We thank you that you never ask us to do things that we can't manage

We thank you that sometimes that lets us surprise others.

Surprising God, thank you.



Responding together

Here are some suggested crafts and activities, and there is a colouring sheet at the end of this resource. You could also use small play toys and/or have a basket of resources available so children can choose their own way to respond. [See here for more suggestions.](#)

With an online group, plan whether to deliver any resources in advance or how you will encourage them to use what they've got to hand in their response.

However you do it, it is good for the adults to engage in the response too, and all chat together.

See the Explore section for today's craft, or here are some more suggestions:



Rainbow Biscuits

You will need:

- Round flat biscuits such as Rich Tea or Digestives
- Spreadable icing coloured blue
- Mini marshmallows
- Rainbow sweets

What you do:

Coat the biscuit with blue icing to create the effect of a sky. Sprinkle with mini marshmallows to represent clouds. Form the rainbow sweet into an arch and place it on the biscuit to form a rainbow arching between the clouds. Eat and enjoy!

Floating Boats



You will need:

- Junk modelling resources (yogurt pots, plastic food containers, foil, boxes, etc)
- Sellotape
- Glue
- Card
- Lollypop sticks
- Play animal figures

Something to float the boats in – a tuff tray, paddling pool, storage box etc

What you do:

Provide a variety of junk modelling materials to choose from. Who can create a boat which will float? Use card and lollypop sticks to create a sail and decorate it.

Whose boat will carry the most play animal figures?



Everyday with Jesus – Walking the Way

What could we do this week to carry on what we've learned? Maybe members of the group could come up with a suggestion. If not, get them to choose from these two challenges:

- Noah is an Old Testament story about following God's instructions. Jesus shows us in the New Testament the things we can do to follow his example. We can talk to God, we can help others, we can resist the temptation to do what is wrong, we can try not to be selfish. What is God asking you to do this week?
 - Noah's actions helped save some of the birds and animals that were at risk. Find out about a creature that is endangered today and what you might be able to do to help it. It may be by raising money, raising awareness, etc or it may be something more practical like making a route for hedgehogs to go through your garden or building a bug box.
-

We hope you enjoyed exploring the story of **Noah** with us.

Please let us know what you liked or what you would find useful by emailing lorrainewebb@urc.org.uk

Why not have a look at next week's resource on **Acts 12**

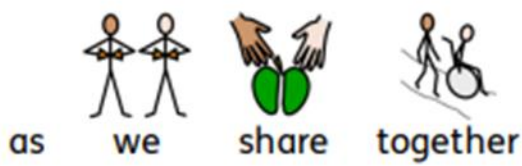




Jesus our friend,



be with us today




as we share together




pray together



play together



and get to know you better



as children in your family



Amen



Right middle finger touches centre of other palm, repeat with left hand



Alternate hands back and forth






Illustration from lambsongs.co.nz via freebibleimages.org





Illustration from lambsongs.co.nz via freebibleimages.org

