



# Faith Adventures for Children Together



*Committed to URC Children Together:  
enabling everyone to grow more like Jesus  
together in the home, church and beyond.*

For guidance on the purpose of the resource and how to use it as a launch pad for your engagement with children and families, please use this link:  
<https://urc.org.uk/wp-content/uploads/2023/01/FACT-how-to-sheet.pdf>

## Isaiah 42: 1-4 – Isaiah speaks about Jesus

Theme: Jesus as God's servant – can we serve God too?

### Contents:

<a href="#">Introduction</a>	.....	1
<a href="#">Together</a>	.....	1
<a href="#">Experience</a>	.....	3
<a href="#">Explore</a>	.....	3
<a href="#">Express</a>	.....	5
<a href="#">Handouts</a>	.....	9/10

### Introduction: What would be helpful to know in my planning? Lorraine

This issue of Faith Adventures is planned for the second week in Lent, as we are travelling towards Easter. During Lent we remember Jesus' time in the desert, spending time fasting and praying while he prepared to start his ministry. We sometimes talk about taking time out to "find ourselves", and Jesus was taking time out to explore who he was as both human and divine (God), what God wanted of him.

The prophesy in Isaiah was written almost eight hundred years before the birth of Jesus, and this prophesy and others predicted the coming of Jesus and the role he would fulfil – both caring and bringing justice. Not all of the writing in the book of Isaiah is believed to have been written by the prophet Isaiah himself, some parts may have been written by other prophets who had similar beliefs. In contrast to some other parts of the Old Testament, Isaiah talks about God's grace and mercy and the promise that, although God would judge the people, God would also send the means of their salvation.

This passage links clearly to Jesus' baptism, where God says "This is my beloved Son, with whom I am well pleased." <https://www.biblegateway.com/passage/?search=Matthew+3%3A13-17&version=RSV>

It also links well with the passage where Jesus says, "whatever you did for the least of these brothers and sisters of mine, you did for me".  
<https://www.biblegateway.com/passage/?search=Matthew+25%3A40&version=NIV>

It may seem from this passage that Jesus will be passive or meek but encourage children and young people to explore what Jesus came to do, what the definition is of someone who is a



servant of God. Does it mean that we need always to be passive and inoffensive to others? Jesus was no doormat.

Emphasise that, although Jesus served God in many different ways, we are part of the body of Christ which means that we are not called to do everything when we serve God – some people will be called to do one thing, some will be called to do others, but we can all work together to do God's will, just as Jesus did.

## Together

How do I help my group to come together and get started with the theme?

### Gathering prayer

#### Jesus, our friend

(use alternate index fingers to point and tap the middle of opposite palms)

#### Be with us today

(two hands, palms up in front of you, move up and down twice)

#### As we share together,

(two hands, palms up in front of you, move one forward and one back and alternate twice)

#### Pray together,

(hands together, palm against palm, as though praying)

#### Play together,

(hands to each side, palms up, make two small circles outwards)

#### And get to know you better,

(point up with one hand)

#### As children together in your family

(one hand out, palm down in front of you, move it sideways and up in three 'steps' as though to indicate children of three different heights)

#### AMEN

(Two thumbs up, and bring fists slowly together to meet in front of you)

OR

**Thank you, God, for bringing us together today.**

**Help us to grow closer to you in all we do.**

**Help us to speak and to listen, to learn and to grow together,**

**Adventuring together with you wherever we may go.**

**Amen**

---

### In-person game – Corners

You need a four-section spinner or a large die. Label the sections on the spinner "Where things are unfair...", "where there is anxiety and doubt...", "where people don't know about God...", and "where there is fear". If using a die, label four sides and have two blank sides.

Label the four corners of the room – justice, hope, teaching, and courage.



On “Go”, players run around the room and choose a corner to stand in. Give them chance to change their minds, then get them to “freeze” where they stand.

Spin the spinner or roll the die and read out what it says. The group in the corner that matches shout out “We come to bring justice/hope/teaching/courage”. This group stay in and the others are all out. If there is nobody in the correct corner, everyone stays in and you try again. Keep playing until only one person is left.

### Alternative game - Doing all the jobs challenge

You will need a number of jobs set up, such as litter to put in a bin, crumbs to brush up, laundry to fold, shoes to polish, write three address labels, decorate two biscuits, unlock three padlocks etc

Ask your group for volunteers. One at a time, the volunteers need to see how many of the jobs they can complete in a short set time, e.g. 30 – 60 seconds

Once everyone has had a go, ask how difficult it was to do all the jobs. Can anyone think of a way of achieving all the tasks in the set time?

Hopefully someone will suggest everyone doing one of the tasks all at the same time. Give it a go and see how fast you can now do it.

This game can lead us to think of all the things that Jesus came to do, but he called 12 people to help him. Now it's our job but we're not expected to do everything on our own.

## Experience

For this story we recommend using the Easy-to-Read Bible

<https://www.biblegateway.com/passage/?search=Isaiah+42%3A1-4&version=GNT>

### Where can I find the story online?

Under fives Jesus is God's plan – Saddleback Kids

<https://youtu.be/aRCcRXsgXVY?si=CpmoTM9jCdJe9I2i>

Over fives: Isaiah – God's story – Crossroad Kids

<https://youtu.be/e-hZA0f0RH8?si=QT4b7t9sPtF2SfaO>

### Songs to support the story

Under fives JESUS <https://youtu.be/7ZboL1zB6cY?si=ilmSB46I0RRqrbM>

Over fives Act Justly, Love Mercy – Pat Barrett

<https://youtu.be/dk7llf2LkKc?si=iWtVynTLm2fxSbJO>

## Explore

Ideas and activities to explore this week's Bible passage together

Begin by asking the group what the jobs were that God wanted Jesus to do? Collect all the ideas together (heal the sick, tell people about God, challenge the authorities, be an example, sacrifice, share God's love and so on)



There were many things that Jesus did in his short time on earth.

Encourage the children to choose one of the 'jobs' and design a 'Jesus-Front'. This is a simple hook-on outfit (like we used to do for paper dolls); offer a template for those who might appreciate one.

Gather the finished fronts together and have a look at each one. This will work best if you have many dolls showing all the fronts at once. You could give each child a 'doll' to put their front on, or you can keep swapping and using the same one. Wooden mannequins can be found cheaply in punch shops or perhaps you could use Barbie dolls that are stood in playdoh, or flat card person outlines can work just as well. Another alternative might be to make cone people, then make a 'headless' cone to draw the outfit on which can then be slipped over the first. Once you have explored all the fronts, explain that we are now called to be Jesus in the world. I wonder what these things might look like nowadays.


Ask the group to do a new design showing what the Jesus jobs might look like today. E.g. healing the sick might be someone who is praying for the poorly or practically helping them. Redress the dolls in your updated Jesus fronts and gather them together.

Explain that we cannot do everything all the time – the Bible tells us that as the body of Christ we take on parts of the job – what job do you think you could do? What do you think God might be asking of you in your family, school, community, church etc. Design your own outfit for the job that God has asked you to do. You could make this small on your dolls or even a life-sized version, see the making section.

Link back to previous session, being "clothed with Christ"

## Modern parables

Jesus used stories to help people understand the things of God, even though they weren't necessarily overtly Christian stories. Lots of children's books can be used in a similar way as a conversation starter on the week's theme. Examples are shared here but you may think of others too.



'The World Needs More Purple People' by Kristen Bell and Benjamin Hart

<https://youtu.be/LviYLYVRScw?si=gLjtje-cqLvBzuh3>

## Talking together: How might we talk about the story together?

- What sort of things did Jesus do that match up with the prophesy in the passage and did he do anything that didn't match?
- Do you think it was difficult for Jesus to make those choices?
- Do we have to shout to be heard? How can we best make ourselves heard?
- What things do you think are unfair today that Jesus would challenge?
- When it says in the passage about broken reeds and flickering flames, what do you think it means?

## Wondering together: suggested questions to use during activities

- I wonder what jobs you don't like to do?
- I wonder what you're hopeful about? Are you an optimist or a pessimist?
- I wonder what you feel God has chosen you to do?



## What's in the box (for under fives) Judy

Use the special box or bag and sing "What's in the box/bag? What's in the box/bag? Let's see, let's see, what's in the box/bag" (to the tune of The Farmer's in the Dell). You could tap the top of the box twice after the word 'box'. Pull out the things one by one and then let the children play with them, talking about the theme or the story in simple terms.

This week's box could include:

- A happy/sad face Jesus came to turn the world upside-down and change peoples sad faces to happy faces.
- A pair of Glasses and some plasters– Jesus helped people like healing them giving the blind people sight.
- A brush and pan – Jesus wanted to help people, what jobs can we do to help?
- Two coloured cards- Choosing is hard, sometimes we need to choose what the right thing to do is but God helps us.
- A set of play people to act out the story or random shapes/bits you can move around to make pictures from the story as you tell it (e.g. stones, felt, twigs etc)

## Express

Praying together: how can you involve the children actively in prayer?

### Creative prayer – prayer cubes

Use the cube activity from the creative section. Reflect on the images and think about what prayers you might say for each of the images on the cube. For example, a plaster reflecting healing would lead to prayers for people who are not well, a set of scales for justice might lead to prayers for peace in the world, praying hands could be for blessing or thanks, a cross for forgiveness prayers.

These are just ideas and this is a great opportunity for the children to talk about different types of prayer.



Once you have come up with the ideas for prayer take it in turns to roll the cube and pray a prayer for the side facing up this can be out loud or quietly in your head.

### Spoken prayer

Action prayer: thumbs up for positive lines, thumbs down for negative lines.

Loving God

Your sent your son to help us, and you were pleased with him.

Like us, Jesus had to make choices, help us to make good choices, too.

Help us, like Jesus, to choose to be fair (thumb up)

Help us not to be unfair (thumb down)

Help us to stay calm (thumb up)



Help us not to shout and yell if we don't need to (thumb down)

Help us to look after your creation (thumb up)  
Help us not to hurt or damage it (thumb down)

Help us to tell the truth (thumb up)  
Help us not to tell lies (thumb down)

Help us to stay hopeful (thumb up)  
Help us not to be fearful (thumb down)

Help us to share your love with others (thumb up)  
Help us not to keep the good news of your love to ourselves. (thumb down)

Amen

---

### Responding together

Here are some suggested crafts and activities, and there is a colouring sheet at the end of this resource. You could also use small play toys and/or have a basket of resources available so children can choose their own way to respond. <https://urc.org.uk/wp-content/uploads/2023/01/FACT-how-to-sheet.pdf>

With an online group, plan whether to deliver any resources in advance or how you will encourage them to use what they've got to hand in their response.

However you do it, it is good for the adults to engage in the response too, and all chat together.

### Story/Prayer Cube

***You will want to do this activity in advance of the creative prayer time if you wish to use the cube for your prayers.***

To make a story/ prayer cube, you will first need a cube template. You could make it yourself, or there are lots of template free to download from the internet just search for a cube template.

*You will also need:*


scissors  
glue or tape



colouring pens or pencils

Reflect on the Bible passage and ask everyone to think about what the images might represent, what the passage tells us about Jesus. Think about Jesus' life and the things he did that show him to be a servant king. You could use the song from the song 'From heaven you came, helpless babe' to help with your reflection time and also play it as you create the cubes.

Once everyone has had time to reflect and chat about the images, they draw the images onto each side of the cube. Then cut out the template and fold along all the lines inward. Shape into a cube and glue together using the tabs as guides.



You can then use the cubes to talk about the passage and encourage the children to take them home and tell others about what they have drawn.

## Repair café

Rather than giving up on something and throwing it away, learn a new skill as a group to re-use or repair something. You could invite another adult to lead this section based on a particular skill or interest such as; fixing a bike puncture, recipes to reduce food waste or learning how to fix holes in clothing. You could also watch a video online to learn a new skill together, like this short clip about visible mending.

[https://youtube.com/shorts/o2yQ5r7u4\\_4?si=UNVcEj7W09cU3X0r](https://youtube.com/shorts/o2yQ5r7u4_4?si=UNVcEj7W09cU3X0r)

Perhaps there is something the group could help to fix in your church, such as repairing ripped pages in hymn books or sharpening pencil crayons. Sometimes small things have a big impact!

## Everyday with Jesus – Walking the Way

What could we do this week to carry on what we've learned? Maybe members of the group could come up with a suggestion. If not, get them to choose from these two challenges:

- Jesus, as God's servant, spread the good news about God's love for people, healed the sick, fed the hungry and reached out to those on the margins, those who were left out or disadvantaged in some way. Find one way that you can make a difference this week by following the example of Jesus.
- It can be easy to feel a bit fed up, but Jesus brings us hope. Send someone a cheery message promising something to look forward to – maybe a playdate or watching a favourite film together or having a picnic together when the weather gets warmer.



We hope you enjoyed exploring **Isaiah** with us.

Please let us know what you liked or what you would find useful by emailing [lorrainewebb@urc.org.uk](mailto:lorrainewebb@urc.org.uk)

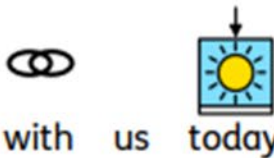
Why not have a look at next month's resources on **People**



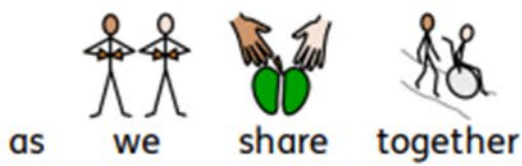




Jesus our friend,



be with us today



as we share together



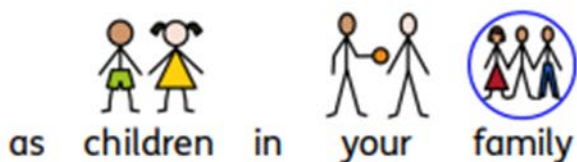
pray together



play together



and get to know you better



as children in your family



Amen



Right middle finger touches centre of other palm, repeat with left hand



Alternate hands back and forth

