




Faith Adventures for Children Together



Free to use – please acknowledge when using beyond local church children's and youth work so others can find and use the resource themselves.

*Committed to URC Children Together:
enabling everyone to grow more like Jesus
together in the home, church and beyond.*

For guidance on the purpose of the resource and how to use it as a launch pad for your engagement with children and families, please use this link: www.bit.ly/FACT-how-to-sheet

Title: Romans 15: 5-7, 13

Theme: Prince of Peace

Contents:

Introduction	1
Together	2
Experience	3
Explore	4
Express	6
Handouts	10

Introduction: What would be helpful to know in my planning?

This week follows on from last week, we are looking at the theme of Advent using the words HOPE, PEACE, JOY and LOVE. This week we are thinking about PEACE. This theme links with the theme of hope from last week as we have a hope for peace and that we can live in harmony with others around us, with Gods hope at the centre.

Peace runs through the narrative of Jesus time with us. He came as the Prince of Peace and John 14:27 states that he left us with peace 'Peace I leave with you; my peace I give you. I do not give to you as the world gives. Do not let your hearts be troubled and do not be afraid.'

The peace that Jesus gives allows us to not just tolerate other people, but to be accepting of who they are, so that we can live in peace alongside one another. Christ came to bring peace and with this an understanding that we will not always agree but Christs peace will allow us to live together and welcome our differences.

The passage today uses the words Gentiles. This may need explaining to some children, you could say 'Gentiles is a word from the Bible. It means people who are not Jewish; if someone was not part of the Jewish religion or family, they were called a Gentile.'



Together – prayer and games

How do I help my group to come together and get started with the theme?

Gathering prayer

Jesus, our friend

(use alternate index fingers to point and tap the middle of opposite palms)

Be with us today

(two hands, palms up in front of you, move up and down twice)

As we share together,

(two hands, palms up in front of you, move one forward and one back and alternate twice)

Pray together,

(hands together, palm against palm, as though praying)

Play together,

(hands to each side, palms up, make two small circles outwards)

And get to know you better,

(point up with one hand)

As children together in your family

(one hand out, palm down in front of you, move it sideways and up in three 'steps' as though to indicate children of three different heights)

AMEN

(Two thumbs up, and bring fists slowly together to meet in front of you)

OR

Thank you, God, for bringing us together today.

Help us to grow closer to you in all we do.

Help us to speak and to listen, to learn and to grow together,

Adventuring together with you wherever we may go.

Amen

Active game - Just Keep it Up

"May God who gives patience, steadiness, and encouragement help you to live in complete harmony with each other."

Our passage today encourages us to look after one another, to see what others may need and help them – just as Jesus did.

This game is all about working together as a team, helping one another, to achieve the goal.

What you need:

- inflated balloons

What you do:



Gather in a circle and hold hands.

Throw a balloon into the air and try to keep it up without letting go of each others' hands.

Other rules you could introduce could include:

try and play the game in silence

try and keep more than one balloon in the air at a time – how many can the group manage?

use different coloured balloons that can only be kept up using different parts of the body (e.g. red – hands, blue – feet, yellow – head.)

Quiet game – Decorate a Christmas tree

Decorate a person as a Christmas tree. This is a fun game, to engage those who are gathered to be creative and links with the theme of Christmas, although there will not be much peace and quiet while it takes place.

You will need:

- as many Christmas decorations as you can gather

What you do:

Either split into teams or work as one group, select who you are going to decorate. Using the gathered resources, decorate the individual(s) to resemble a Christmas tree.

If working in teams -this could be a race against each other. If working as a team you could set a timer. You might want to judge the winner.

Experience – Bible story and songs

Hear, watch and sing the Bible story

For this story we recommend using the Living Bible - **Romans 15: 5-7, 13 TLB - May God who gives patience, steadiness, - Bible Gateway**

Where can I find the story online?

Under fives: Peace be still – Gizmo by Superbook

<https://youtu.be/CfVSncA4KMQ?si=tWPivJ0WLVPPjZZO>

Five to elevens: Jesus gives us peace by kingdom kidz

<https://youtu.be/Ud9ugK39Zwo?si=YiVuQAooqJKR0wQ4>

Songs to support the story

Under fives: Prince of Peace by Monica Scott music

<https://youtu.be/pnlG3zfTXZE?si=80hCLRstNy2kHb6k>

Five to elevens: I've got peace like a river – CJ and friends

<https://youtu.be/d6085sLXCMs?si=hmqvUHNWjfXKk0U9>



Explore – ways into the theme

Ideas and activities to explore this week's Bible passage together

A new way to explore the theme

You will need:

- a collection of Christmas card fronts
- a collection of collage materials
- a large sheet of paper with PEACE written on it that has been cut into how ever many are in the group

What you do:

Gather the group around a table or on the floor in a circle.

Begin by asking whether anyone has started writing or sending Christmas cards yet? What types of cards do they like getting?

Take the cards and spread them all around in the centre of the group.

Ask them to pull out the ones that are about peace. Separate them, discarding the others for now.

Sit back and look at the peace card collection that the children have chosen.

Ask them to explain why the images they have chosen are about peace. What's their favourite one?

Do they still agree that they are all about peace or would they like to remove any?

Then ask why is peace a Christmas word? Chat about this for a moment together.

A Bible verse we often hear at Christmas is: Isaiah 9 v 6

For to us a Child is born, to us a Son is given; And His name shall be called Wonderful, Counsellor, The Mighty God, The Everlasting Father, The Prince of Peace.

Why was Jesus called the Prince of Peace? (the wondering questions have more questions to use if you would like to)

Revisit the Bible passage Romans 15: 5-7,13.


Jesus came to bring God's peace to the world and to teach us how to live peacefully with each other.

Modern parables

Jesus used stories to help people understand the things of God, even though they weren't necessarily overtly Christian stories. Lots of children's books can be used in a similar way as a conversation starter on the week's theme. Examples are shared here but you may think of others too. If you are to use the modern parable, consider buying a copy or



borrowing it from the library so children see the actual book and can explore the illustrations more (and support the author).



Jed and Roy McCoy by Andrew McDonough Published 2009 by Zondervan

'Peace on Earth!' there's a good idea. Shepherds, Jed & Roy McCoy, have been feuding for years. So what will happen when an angel arrives announcing the birth of a baby who will bring, 'Peace on Earth!'?

<https://youtu.be/XZXcETERq8s>

- What do you find yourself fighting about?

Talking together: How might we talk about the Bible story together?

- What does peace look like?
- What does Prince of Peace mean? Why not King of Peace?
- How can we live in harmony with those who really annoy us?
- Have you ever helped make peace with others?

Wondering reflect on the theme

- I wonder what tests your patience?
- I wonder how welcome you feel in your church?
- I wonder if you've ever felt full of peace?

What's in the box (for under fives)

Use the special box or bag and sing "what's in the box/bag? What's in the box/bag? Let's see, let's see, what's in the box/bag" (to the tune of The Farmer's in the Dell). Pull out the things one by one and then let the children play with them, talking about the theme or the story in simple terms.

This week's box could include:

- Advent wreath- show the children an advent wreath and explain that we are at the beginning of advent this is week 2, maybe light the candle, or show them the light candle in church.
- A part of a nativity scene (Build added each week to create it) – each week build a part of the nativity scene, this week add another part, maybe the baby Jesus in the manger.
- A dove – this is a symbol which helps us to remember "peace"
- Make the sign for Peace in Makaton – encourage the children to all practice the sign for peace. <https://youtube.com/shorts/jbiCpzroqiU?si=vO5ZPCYa849u3CGN>
- Heart – This heart represents God's hope for the world, at Christmas time God sent a baby to bring peace to the world. The baby was called Jesus
- A tactile cross of wood or fabric (A cross shape reminds us of Jesus. Jesus/God loves us and it's always in the box because Jesus/God always loves us!)
- A set of play people to act out the story or random shapes/bits you can move around to make pictures from the story as you tell it (eg stones, felt, twigs etc) A set of play people to act out the story or random shapes/bits you can move around to make pictures from the story as you tell it (eg stones, felt, twigs etc)



Express – prayer and creative activities

Praying together: enabling your group to respond spiritually

Prayerful activity – Peace dove

With younger children you might like to use card or a paper plate and use template 1 to cut out a dove, you will need to cut out two wings, then attach the wings with sticky tape, glue stick or split pins.

Read the poem to the children and then attach a copy of the poem (see template 2) to each of the doves.



Spoken prayer

Dear God,

Thank You for loving us so much.
Help us to be patient with each other,
And to cheer each other on when things get hard.


Give us hearts that work together as a team,
So we can show Your love to everyone.
Help us welcome others, just like Jesus welcomes us.
Even when someone is different,
Let us be kind and friendly.

Thank You that we're all part of Your big family.
We want to praise You together, with one voice!

In Jesus' name,
Amen.

Responding together – Peace mural

Here are some suggested crafts and activities, and there is a colouring sheet at the end of this resource. You could also use small play toys and/or have a basket of resources available so children can choose their own way to respond.



With an online group, plan whether to deliver any resources in advance or how you will encourage them to use what they've got to hand in their response.

However you do it, it is good for the adults to engage in the response too, and all chat together.

Create a Peace mural together

Jesus is known as the Prince of Peace, each of us can bring our own sense of peace to a situation.



Use a variety of collage resources to create a peace mural. Each person takes a letter or if you have a large group you could cut the letters up and give a piece to each person. As you decorate it think about peace and Jesus being the prince of peace. Bring them all together to create one collage, a reminder that when we all come together in peace, it is a good thing. Ask the group, where they would like to put the banner for people to see.



Everyday with Jesus – Walking the Way

What could we do this week to carry on what we've learned? Maybe members of the group could come up with a suggestion. If not, get them to choose from these two challenges:

- Each day spend a few minutes lying peacefully, either outside looking at the sky or inside lying somewhere comfortably, if it helps focus on a picture or have some quiet music on in the background.
- Talk to someone older or younger than you and ask them to tell you something you might not already know about Jesus.

We hope you enjoyed exploring the story of **Peace** with us.

Please let us know what you liked or what you would find useful by emailing **sharon.lloyd@urc.org.uk**

Please join the Faith Adventures Facebook Group **bit.ly/FACT_FB**

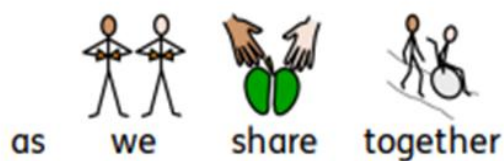
Why not have a look at next week's resource on **Joy**



Jesus our friend,



be with us today




as we share together




pray together



play together



and get to know you better



as children in your family



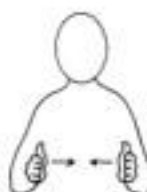
Amen



Right middle finger
touches centre of
other palm, repeat
with left hand



Alternate hands back
and forth





The Lord's Prayer

Our Father, who art in heaven, hallowed be thy name.

Thy kingdom come, thy will be done

on earth as it is in heaven.

Give us this day our daily bread

and forgive us our sins As we forgive those who sin against us

Lead us not into temptation but deliver us from evil

For thine is the kingdom, the power and the glory

For ever and ever . Amen





