



# Faith Adventures for Children Together



Free to use – please acknowledge when using beyond local church children's and youth work so others can find and use the resource themselves.

*Committed to URC Children Together:  
enabling everyone to grow more like Jesus  
together in the home, church and beyond.*

For guidance on the purpose of the resource and how to use it as a launch pad for your engagement with children and families, please use this link: [www.bit.ly/FACT-how-to-sheet](http://www.bit.ly/FACT-how-to-sheet)

## Title: Luke 17: 11 – 19

**Theme: Be kind to everyone**

### Contents:

<a href="#">Introduction</a> .....	1
<a href="#">Together</a> .....	2
<a href="#">Experience</a> .....	3
<a href="#">Explore</a> .....	3
<a href="#">Express</a> .....	6
<a href="#">Handouts</a> .....	11

### Introduction: What would be helpful to know in my planning?

We continue to explore the Fruits of the Spirit together. In Galatians 5:22, we learn that when God's Spirit is at work in our lives, it produces beautiful qualities such as love, joy, peace, patience, kindness, goodness, faithfulness, gentleness, and self-control. One of these special fruits is kindness — a kindness that reflects the heart of Jesus.

Luke 17:11–19 isn't an obvious story about kindness, but we see kindness in action through the story of Jesus healing ten men with leprosy. In biblical times, leprosy was a terrible disease that meant people were exiled from their communities, leaving those affected lonely, rejected, and separated from their families. Yet when these men cried out for kindness, Jesus did not ignore them. He met them with compassion, care, and kindness, telling them to go to the priests, and as they obeyed, they were healed.

But the story does not end there. Although all ten men received healing, only one returned to thank Jesus. This reminds us that kindness and gratitude belong together. Jesus' kindness transformed lives, and the grateful response of the Samaritan man showed a heart that truly recognised that kindness.

As we journey through this theme together, may we learn from Jesus' example — being kind to all.

Trigger to be aware of: We sometimes find in our churches that people whose physical symptoms after they have been prayed for do not change and there is sometimes a suggestion that their faith is not strong enough.

## Together – prayer and games

How do I help my group to come together and get started with the theme?

### Gathering prayer

#### Jesus, our friend,

(use alternate index fingers to point and tap the middle of opposite palms)

#### Be with us today,

(two hands, palms up in front of you, move up and down twice)

#### As we share together,

(two hands, palms up in front of you, move one forward and one back and alternate twice)

#### Pray together,

(hands together, palm against palm, as though praying)

#### Play together,

(hands to each side, palms up, make two small circles outwards)

#### And get to know you better,

(point up with one hand)

#### As children together in your family.

(one hand out, palm down in front of you, move it sideways and up in three 'steps' as though to indicate children of three different heights)

### AMEN

(Two thumbs up, and bring fists slowly together to meet in front of you)

OR

**Thank you, God, for bringing us together today.**

**Help us to grow closer to you in all we do.**

**Help us to speak and to listen, to learn and to grow together,  
adventuring together with you wherever we may go.**

**Amen**

---

### Active game – Stuck in the mud

A game that encourages the children to be kind and free each other.

The children split into two groups (or you can play leaders against the children).

The aim of the game is to look out for each other and help each other when you get 'stuck'.

The first group run around and the other group try to tag them. Once tagged you stand still with your arms outstretched, you are now stuck. Your team members free you by running under your arm.

---

### Quieter game - Find it!

A simple game that your group will really love playing, that plays with the idea of finding the hidden heart. Can we be better at finding the kindness in the world.

Leaders line up standing close together with their hands behind their backs.

One of them is holding a small heart.

When the music starts, the leaders dance gently whilst passing the heart between themselves, secretly.

When the music stops, the children need to guess who now has the heart.

## Experience – Bible story and songs

Hear, watch and sing the Bible story

For this story we recommend using the Easy English Version:

<https://www.biblegateway.com/passage/?search=Luke%2017%3A%2011%20%E2%80%93%2019&version=EASY>

### Where can I find the story online?

Under-fives: JESUS HEALS 10 MEN WITH LEPROSY ANIMATION - Luke 17:11-19 -

Animation Bible Story Arnold & Friends [https://youtu.be/VIF2xb0rdlw?si=00Gd9j7r7rr2f\\_\\_X](https://youtu.be/VIF2xb0rdlw?si=00Gd9j7r7rr2f__X)

Five-to-elevens: The Thankful Leper (Luke 17:11-19) by Saddleback Kiss

<https://youtu.be/LzZUDRrKgl8?si=y3cT7c-Ean83MN5U>

### Songs to support the story

Under-fives: Fruit of the spirit song by Uncle Charlie

<https://youtu.be/pB2WmMcBNks?si=zPUeFYA9Ln4Wto2p>

Five-to-elevens: Kind like Christ by Angie Killian music

<https://youtu.be/8YPdzi5gOdE?si=aFpGSDcSV8dkVPwf>

## Explore – ways into the theme

Ideas and activities to explore this week's Bible passage together

### A new way to explore the theme

#### Interactive idea

As a way to explore the idea of kindness in this story, why not encourage the children to retell the story in two different ways.

#### The Ten Lepers

Characters: A Narrator; Jesus Christ; 9 sick people (children can either share parts or have one child and 9 teddys or dolls as the other people); Thankful Person.

### Scene 1 — THEN (Bible Time)

*(The sick men stand far away looking sad.)*

Narrator: Long ago, ten men had a very bad skin disease. They could not live with other people.

Sick people: (Calling loudly) Jesus! Please help us, please be kind to us!

Narrator: Many people stayed away from the sick men, but Jesus was kind to them.

Jesus: Go and show yourselves to the priest.

*(The people begin walking.)*

Narrator: As they walked home, something amazing happened!

Sick people: (Looking at hands and faces) We're better! We're healed!

*(Nine people run off happily.)*

Thankful Person: Wait! I must say thank you! Jesus has showed us a great kindness today.

*(He kneels before Jesus.)*

Thankful Person: Thank you, Jesus for your kindness to me!

Jesus: I care about you, you believed in me, so now you are really well.

*(Everyone freezes.)*

### Scene 2 — NOW (Today)

Characters: A Narrator; some children; a helper

Narrator: Today, some people still feel left out, lonely, or hurt. Kindness can help people feel happy again.

*(Some children stand together looking sad and lonely.)*

*(A kind helper walks over.)*

Helper: What is wrong?

Child 1: Nobody wants to play with us.

Child 2: People laugh at us sometimes.

Child 3: We feel sad and alone.

Narrator: The helper was kind, just as Jesus Christ was kind to others.

Helper: Come with me. You can join our game.

*(The children slowly begin smiling and playing together.)*

Narrator: The children felt happy because someone was kind to them.

*(Most children run off to play.)*

Thankful Child: *(Stops and comes back)* Thank you for being kind to us.

Helper: Thank you for saying thank you. Kindness makes the world brighter.

Narrator: Jesus was kind to people who were lonely and left out. We can be kind like Jesus every day.

Everyone Together: Be kind! Help others! Say thank you!

---

## Modern parables

Jesus used stories to help people understand the things of God, even though they weren't necessarily overtly Christian stories. Lots of children's books can be used in a similar way as a conversation starter on the week's theme. Examples are shared here but you may think of others too. If you are to use the modern parable, consider buying a copy or borrowing it from the library so children see the actual book and can explore the illustrations more (and support the author).



### Kindness is my superpower by Alicia Ortego

Independently published 27 July 2020

This book is about a young girl who learns how we hold the power to affect peoples emotions using kindness.

Read by Alicia Ortego

[https://youtu.be/Qx3dJM3hzLk?si=ei32w-G1bLE\\_V94S](https://youtu.be/Qx3dJM3hzLk?si=ei32w-G1bLE_V94S)

- What have you done today to be kind?

---

## Talking together: How might we talk about the Bible story together?

- Was it only Jesus who showed kindness to the lepers, were there others who may have showed them kindness in some way?
- I wonder if Jesus' kindness rubbed off on the lepers?
- Do you think Jesus was worried about catching leprosy from them?
- What other ways did Jesus show kindness to people?
- I wonder how far the lepers had travelled before the one turned back?
- Only one was thankful for the kindness, is it important to always say thank you?

## Wondering: ways to reflect on the theme

- What does kindness look like today? How can we show kindness?
- Can you think of a time when someone showed you kindness, how did it affect you?
- Who are the people we should be kind to?
- How has God been kind to you?

## What's in the box (for under fives)

Use the special box or bag and sing, "What's in the box/bag? What's in the box/bag? Let's see, let's see, what's in the box/bag" (to the tune of The Farmer's in the Dell). Pull out the things one by one and then let the children play with them, talking about the theme or the story in simple terms.

This week's box could include:

- A heart – Jesus helps us have kind hearts.
- A smile – pass a smile around the circle; one smile can brighten someone's day.
- Say 'thank you' using sign language.  
Practice this with the children by placing a flat hand with fingertips on the chin, then moving the hand down and away in a short motion. In today's story, one leper came back to thank Jesus for his kindness.
- A tree and some heart stickers – talk about how kindness can grow like a tree. Ask the children how they can show kindness to others, then add a heart to the tree for each kind action. Jesus was always kind, and kindness grows into something beautiful.
- A tactile cross of wood or fabric (a cross shape reminds us of Jesus. Jesus/God loves us and it's always in the box because Jesus/God always loves us!)
- A set of play people to act out the story or random shapes/bits you can move around to make pictures from the story as you tell it (eg stones, felt, twigs etc)



## Express – prayer and creative activities

Praying together: enabling your group to respond spiritually

### Creative prayer

#### Hand cream Prayer

Using hand cream, make a heart shape on your own or someone else's hands with the cream. As the cream is being rubbed in, say this short prayer.



"Dear God, be kind to us, and help us be kind to others."

---

### Spoken prayer

Dear God,

Help us to be kind - *make a heart shape with 1<sup>st</sup> finger and thumb on each hand*

Help us say kind things - *point to lips*

Help us to do kind things - *hold out hands*

With everyone we know. – *move hands around in a circle*

Amen.

## Responding together

Here are some suggested crafts and activities, and there is a colouring sheet at the end of this resource. You could also use small play toys and/or have a basket of resources available so children can choose their own way to respond.

With an online group, plan whether to deliver any resources in advance or how you will encourage them to use what they've got to hand in their response.

However you do it, it is good for the adults to engage in the response too, and all chat together.

## Creative response

### Random acts of kindness jar

*You will need:*

- a jar
- some paper
- some card strips or lollipop sticks

*What you do:*

Label the jar with the word 'Kindness' and decorate it if you wish.

Brainstorm for ideas and make a list of different deeds and acts of kindness that anyone can do to serve others – big or small. They can be acts of kindness to family, friends, neighbours and strangers. On the strips of card or the lollipop sticks write down the acts of kindness, writing one per stick. Once done, place the sticks into the decorated jar.

The children can take the jar home and each day pull one out and do an act of kindness.

Here are some to get you started if needed:

*Things to make as acts of kindness:*

- Be kind to yourself – Put some hand cream into small pots and give it to someone who works with their hands all the time.
- Take a break cards – Tape your biscuit into a card and give it to someone who needs a break.
- Have a cuppa on me cards – Sellotape a tea bag inside. Seal it, ready for someone to have a cuppa on you.
- Bake a treat for a neighbour.

*Things to do as acts of kindness:*

- Tell a joke to make someone smile.
- Pick up litter.
- Hold the door for someone.
- Share one of your toys.
- Donate old toys and clothes.
- Collect canned food for donating to the Foodbank.
- Help make dinner.
- Say something kind to someone.
- Do a chore without being asked.



---

## Everyday with Jesus – Walking the Way

What could we do this week to carry on what we've learned? Maybe members of the group could come up with a suggestion. If not, get them to choose from these two challenges:

- Talk to someone older or younger than you and ask them to tell you the last time someone was kind to them.
- Can you think of someone who could do with a little kindness? Make and send a card to someone who needs kindness. Look around your community. Is there something you could do to show kindness, litter picking or helping the elderly clear weeds?

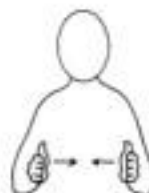
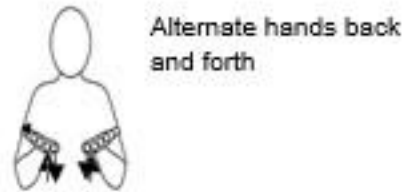
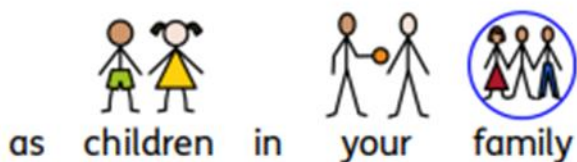

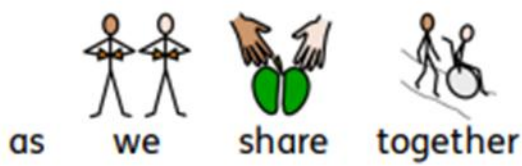
We hope you enjoyed exploring the story of **Kindness** with us.

Please let us know what you liked or what you would find useful by emailing **sharon.lloyd@urc.org.uk**

Please join the Faith Adventures Facebook Group **bit.ly/FACT\_FB**

Why not have a look at next week's resource on **gentleness**





  
 The Lord's Prayer

 Our  Father,  who art  in  heaven,  hallowed be  thy  name.

 Thy  kingdom  come,  thy  will  be done

 on  earth  as it is  in  heaven.

 Give  us  this day  our  daily  bread

 and  forgive  us  our  sins  As  we  forgive  those  who  sin  against  us

 Lead  us  not  into  temptation  but  deliver  us  from  evil

 For  thine  is the  kingdom,  the  power  and  the  glory






 For ever  and  ever  .  Amen



Illustration from My Bible story colouring book Zonderkidz



Illustration from My Bible story colouring book Zonderkidz

