



# Faith Adventures for Children Together



*Committed to URC Children Together:  
enabling everyone to grow more like Jesus  
together in the home, church and beyond.*

For guidance on the purpose of the resource and how to use it as a launch pad for your engagement with children and families, please use this link:  
<https://urc.org.uk/wp-content/uploads/2023/01/FACT-how-to-sheet.pdf>

## Romans 8: 31, 32, 34, 35 – Resurrection

Theme: **through the resurrection, Jesus is always there for us, no matter what**

### Contents:

<a href="#">Introduction</a> .....	1
<a href="#">Together</a> .....	2
<a href="#">Experience</a> .....	3
<a href="#">Explore</a> .....	3
<a href="#">Express</a> .....	5
<a href="#">Handouts</a> .....	8

### Introduction: What would be helpful to know in my planning?

#### Romans

The book of Romans was written by the apostle Paul around 56 AD. He is writing to the Christians living in Rome under the rule of emperor Nero. Rome was generally a peaceful city to live in but this would soon change as Nero begins to persecute Christians. Rome is a diverse city, whose inhabitants include travellers, sailors, merchants, traders, rich, poor, slaves and many more. Paul is reminding the Christians that although they are all different, they are one in Christ. The first 8 chapters of Romans is Paul discussing the foundations of Christianity and encouraging us to live a life of faith.

How does Romans 8 v 31 – 35 relate to the resurrection story?

As we celebrate the resurrection together, we can use Romans 8 to explore the promise that nothing can separate us from God and God's love, because of Jesus' sacrifice.

Jesus came back to life and went to heaven, where he stands at God's right hand, as our advocate and continuous friend.

For this reason, we are never alone, God is with us, we're connected.



# Together

How do I help my group to come together and get started with the theme?

## Gathering prayer

### Jesus, our friend

(use alternate index fingers to point and tap the middle of opposite palms)

### Be with us today

(two hands, palms up in front of you, move up and down twice)

### As we share together,

(two hands, palms up in front of you, move one forward and one back and alternate twice)

### Pray together,

(hands together, palm against palm, as though praying)

### Play together,

(hands to each side, palms up, make two small circles outwards)

### And get to know you better,

(point up with one hand)

### As children together in your family

(one hand out, palm down in front of you, move it sideways and up in three 'steps' as though to indicate children of three different heights)

### AMEN

(Two thumbs up, and bring fists slowly together to meet in front of you)

OR

**Thank you, God, for bringing us together today.**

**Help us to grow closer to you in all we do.**

**Help us to speak and to listen, to learn and to grow together,**

**Adventuring together with you wherever we may go.**

**Amen**

---

## In-person Game

**Guided obstacle course:** Leaders set up a simple obstacle course with objects to move around or negotiate. The group splits into pairs with one of them being blindfolded and the other taking the role of guide and encourager. The pairs take it in turns to move through the obstacle course with the encourager giving the blindfolded person guidance and advice – remembering to keep telling them that they're doing a good job! After reaching the end of the course safely, the pairs swap roles and work backwards to the start.

**Why not try?** You could always try a three-legged obstacle course (without the blindfold) so that both members of the pair need to encourage each other and work as a team.

---

## Online game

**Biggest Fan:** One person chooses someone that everyone knows and, without mentioning the person's name, tells the group three things they really like about this person. They can begin by saying "I am this person's

biggest fan because....". The rest of the group try to guess who the person is by listening to the clues. (e.g. I am this person's biggest fan because they always wear colourful clothing; they serve custard creams when it is their turn to do drinks and snacks; I like talking to this person about superheroes)

If the group are unable to guess the person, they can choose one question to ask (e.g. Do they wear glasses?) and then must make their guess.

## Experience

For this story we recommend using the Children's International Bible

<https://www.biblegateway.com/passage/?search=romans+8%3A31-+32%2C+34-35&version=ICB>

### Where can I find the story online?

Under fives story: Luis tells how nothing can separate us from God's love <https://youtu.be/jLpCgUIU1bc>

Easter Sand Art by Lee Sturgess Sandartist <https://youtu.be/AEVfGseDcHw>

The whole Easter story told as a continuous line drawing by Shift Worship <https://youtu.be/PPeEcrxs9zU>  
(This has a logo in the bottom corner which may prove distracting for some children)

### Songs to support the story

Under fives: Jesus is my best friend <https://youtu.be/idaM2ECxHml>

Five to eevens: My best friend – Hillsong Kids <https://youtu.be/5fD4bCYaIEc>

## Explore

Ideas and activities to explore this week's Bible passage together

### A new story to share

#### A Wool Story

Using a ball of wool, encourage the group to retell the life of Jesus story and explore links to it from their own lives and faith.

Begin sitting in a circle. Explain that Jesus is represented by the ball of wool.

Ask the group to throw the wool to each other (randomly, which will create a web in the centre). As you throw it, you are reflecting and retelling Jesus' life story from birth to resurrection. As you throw the wool to the next person, keep hold of it too, creating a web. You can throw and catch the ball of wool repeatedly. You, as the leader, might find it helpful to help the group, giving verbal nudges to encourage them to continue telling the whole story. Use phrases such as: Where does the story begin?, What happened next? and so on. This needs to be fast paced.

Once you have finished, hold onto the web and chat a while. These questions may help:

Which parts of Jesus' story come to mind?

I wonder why you remember those parts?

I wonder what we have forgotten?

Can we find all these parts of his story in the Bible?

At each point in this story we see that Jesus was God, God was with Jesus at every point. (Older groups might explore the moment that Jesus cried out that God had forgotten/left him, reminding us that we can never be separated because of Jesus' sacrifice. He experienced it, so that we do not have to.)

Next step is to introduce a second ball of wool in a different colour. You can do this by simply tying the ends of the two balls together.

Now we are going to throw the ball again to each other and this time we are going to call out times when you have felt or known God was with you, it might be happy or sad times.

Keep this fast paced.

Once completed, sit back and reflect.

I wonder what thoughts come to your mind?

What do these threads say to us now, as we look at them?

Conclusion.

Just as God was with Jesus at each point in his life, God has promised to with us too. Nothing can separate us from God and God's love.

---

## Modern parables

Jesus used stories to help people understand the things of God, even though they weren't necessarily overtly Christian stories. Lots of children's books can be used in a similar way as a conversation starter on the week's theme. Examples are shared here but you may think of others too.



'The Invisible String' by Patrice Karst  
<https://youtu.be/x-0NV8NimGw> read by Sunshine Stories

### Talking together: How might we talk about the story together?

- What difference would it have made if the resurrection hadn't happened?
- I wonder what Jesus is doing right now in heaven?

### Wondering together: suggested questions to use during activities

- I wonder what is your favourite part of this story?
- I wonder if there is any part of the Easter story that you could take out and still have the whole story?

### What's in the box (for under fives)

Use the special box or bag and sing "What's in the box/bag? What's in the box/bag? Let's see, let's see, what's in the box/bag" (to the tune of The Farmer's in the Dell). You could tap the top of the box twice after the

word 'box'. Pull out the things one by one and then let the children play with them, talking about the theme or the story in simple terms.

This week's box could include:

- A heart (reminds us that Jesus loves us and nothing can take that away from us because Jesus always loves us!)
- A picture of friends (I wonder who your friends are? Jesus is a friend – loves us, cares about us, is always with us)
- A magnet – try to pick up some metal objects (reminds us that nothing can separate us from Jesus love Jesus stick with us through everything)
- A straw to blow through and move things with (reminds us that even when we can't see God, he is still there for us)
- A ball of string (reminds us that we are always connected to Jesus through our invisible string, it cannot be broken)
- A set of play people to act out the story or random shapes/bits you can move around to make pictures from the story as you tell it (e.g. stones, felt, twigs etc)

## Express

Praying together: how can you involve the children actively in prayer?

### Mixing together prayers

*Nothing can separate us from the love of Jesus, Romans 8:35*

Use some items that you can mix together that will be hard to separate when mixed. Here are a few ideas:-

- Paint
- Playdoh
- Salt and pepper

Thinking about the verse from the bible passage that says nothing can separate us from Jesus. Take some time quietly mixing your items, that you have chosen, together. As you do this, talk to Jesus about things that you would like to pray about, remembering that nothing can keep you apart from God's love.



### Spoken prayer

Explain that, just as Jesus is speaking to God for us, we can share our prayers with God for someone else. We sometimes call these prayers intercessions. We are going to pray for each other in the group.

One way to do this is to make yourself into a teapot shape. The group could stand in a circle, each facing the back of the next person. Everyone should hold the outer arm out to be the spout and open the palm flat facing up. This is the hand to offer the prayers to God and receive a blessing from God.

With the other hand, everyone should touch the shoulder of the person in front of them. This is the person they are going to pray for.

Dear Jesus

We know you whisper all about us in God's ear  
so that God knows what we need and can fill us with love.

Let a blessing travel through us and reach the person we are praying for today,



so they can know that you are always with them,  
and that nothing can separate them from your love.

Amen

---

## Responding together

Here are some suggested crafts and activities, and there is a colouring sheet at the end of this resource. You could also use small play toys and/or have a basket of resources available so children can choose their own way to respond. [See here for more suggestions.](#)

With an online group, plan whether to deliver any resources in advance or how you will encourage them to use what they've got to hand in their response.

However you do it, it is good for the adults to engage in the response too, and all chat together.

## One line pictures

No matter what happens, the 'invisible string' that joins us to God cannot be broken. God is with us at every point of the big picture of our lives. We can think about that as we find ways to draw a picture using only one unbroken line. Here are some suggestions of ways to create a one line picture:

Use a pencil/ pen or paint on a brush to draw or paint a picture using one line, trying really hard not to take your pencil/pen/brush off the paper at any point.

Using a long piece of thick thread, a needle and card, sew your one line picture.

Attach a push pin into a piece of cork board, tie both ends of a long piece of thick thread to the push pin so that the piece of thread is like one piece. Now see what shapes you can make with the string. If you put some paint on the string, you could press a piece of paper down onto it and print your design.

Create a dot-to-dot puzzle for someone else in your group to try and solve.

---

## Jesus bonds us to God

This activity illustrates that Jesus forms a bond between us and God which can never be broken – through the resurrection, nothing can separate us from the love of God

### You will need:

- Small soft drink bottle or a jam jar with a lid
- Water
- Food colouring
- 2 tablespoons of cooking oil
- Dish washing liquid or detergent

### What you do:

Add a few drops of food colouring to the water.

Pour about 2 tablespoons of the coloured water along with the 2 tablespoons of cooking oil into the small soft drink bottle or jam jar.

Screw the lid on tight and shake the bottle/jar as hard as you can.

Put the bottle/jar back down and have a look, it may have seemed as though the liquids were mixing but the oil will float back to the top.

They will always be separate; you can mix them together and shake as hard as you like but eventually they'll always stay separate. Can you imagine being separated from God like that?

But if we add in another ingredient into the mix something amazing happens.  
Add some washing up liquid and shake up the bottle/jar again.



Detergent is attracted to both water and oil helping them join together and form something called an emulsion. Once these are joined together, they can never be separated. Jesus is the bond between us and God and breaks down every barrier, even death, that might try to keep us separate from God's love.

---

## Everyday with Jesus – Walking the Way

What could we do this week to carry on what we've learned? Maybe members of the group could come up with a suggestion. If not, get them to choose from these two challenges:

- Jesus is our advocate – it means he's a friend who speaks up for us when we talk to God. We can be advocates for people too, helping them to speak up. Who can you help to speak up this week – maybe support a campaign, find out about the work of a charity and tell someone about it, or write to your MP or speak to someone who can make a difference about an injustice you are aware of.
  - The Lord's Prayer is a prayer that links us to Jesus and to people through the years and all round the world. Try to learn it, or learn the Makaton signs for it. [https://youtu.be/a7mYX\\_9UIU](https://youtu.be/a7mYX_9UIU) If you're feeling really ambitious, try to learn it in another language. <https://youtu.be/VTpVjJc9eU> (German) [https://youtu.be/qEiL\\_BBSank](https://youtu.be/qEiL_BBSank) (Hawaiian)
- 

We hope you enjoyed exploring this passage about the resurrection with us.


Please let us know what you liked or what you would find useful by emailing [lorrainewebb@urc.org.uk](mailto:lorrainewebb@urc.org.uk)

Why not have a look at next week's resource on the raising of the Shumamite Woman's son?

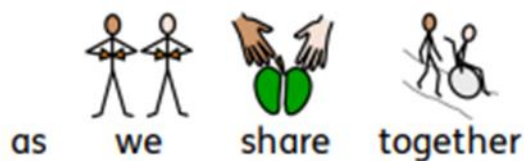





Jesus our friend,



be with us today



as we share together



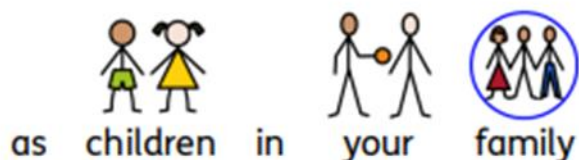
pray together



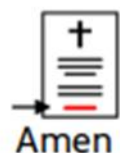
play together



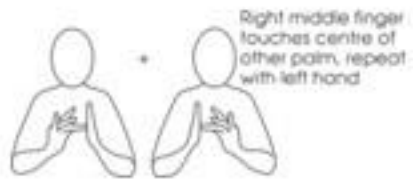
and get to know you better



as children in your family



Amen



Right middle finger touches centre of other palm, repeat with left hand



Alternate hands back and forth

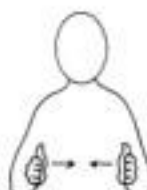






Illustration by lambsongs.co.nz via freebibleimages.com



