

Welcome to Families on Faith Adventures @ Home!

This resource has been put together for you by the United Reformed Church Children's and Youth Work team and the synod CYDOs and their equivalents.

We hope you will enjoy sharing a time of faith and fellowship together as a family through these stories, games, activities and prayers. They are designed as a 'pick and mix' of ways to experience God's message through the Bible, exploring what it means to you and express that in words and action. They are not linked to the lectionary but can be used in any order as we explore all the different parts of the Bible.

The Walking the Way challenges are one way of continuing our walk with Jesus throughout the week.

These ideas are designed to be intergenerational - maybe even to be shared with members of the family you can't see now except via the internet.

The resources are based on our non-uniformed children's groups, Friends on Faith Adventures and Pilots, but have been modified to make them suitable for all families at home.

*These activities are planned to be used together as a family and under adult supervision. Please be aware of your family's ages and abilities as some activities may need more adult support than others. **Stay safe and have fun!***

This week's Bible story is:

Don't Stop the Children
Mark 10 verses 13-16



With many varieties of activities and things to do to help explore the theme. Look out for this 'hands on' symbol.

Get to know your Bible

The Bible is like a library made up of 66 books written by many different people over many years.

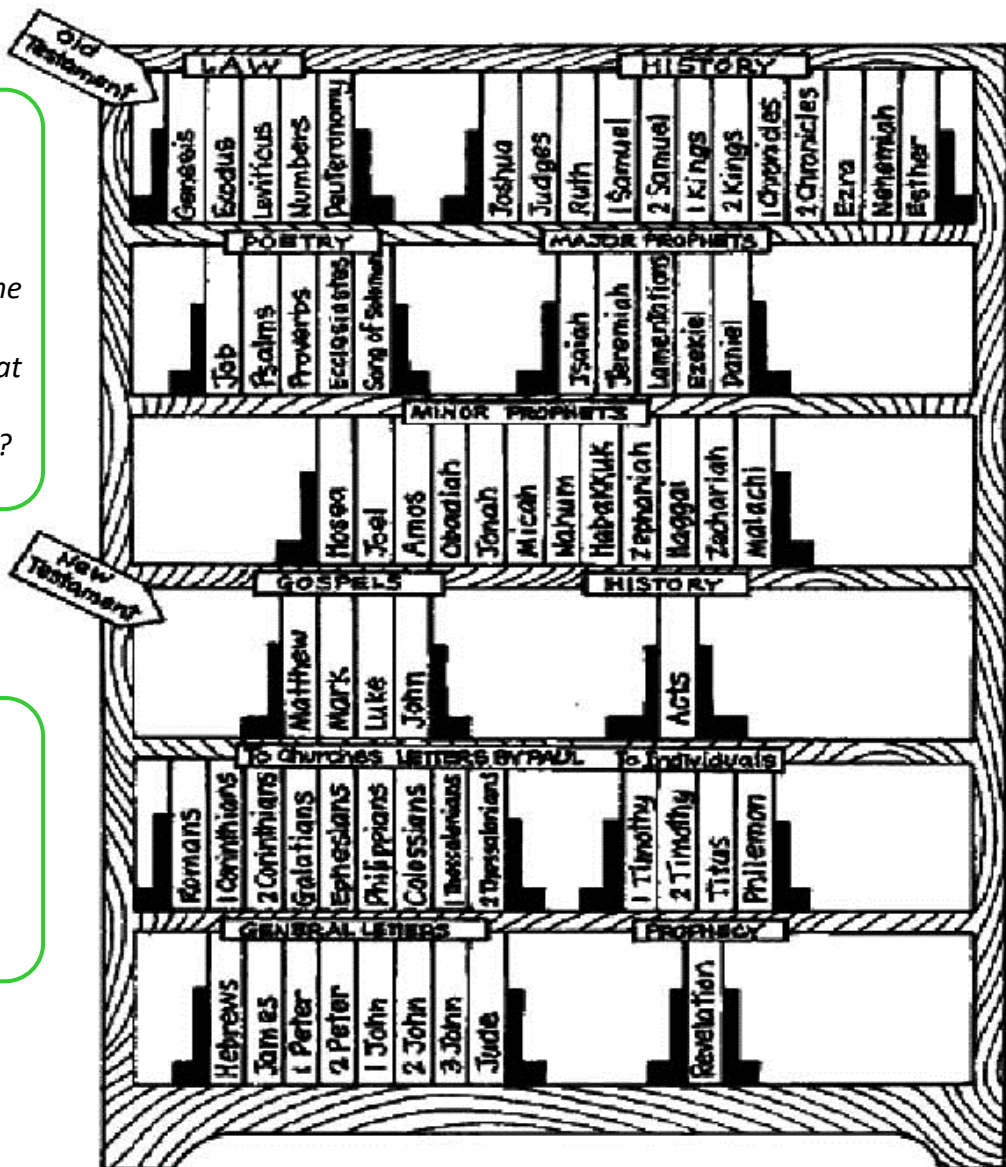
The Old Testament books were written before Jesus was born. They are the holy stories he would have grown up hearing and reading. There are 39 of these.

The New Testament tells us the stories of Jesus and his followers. There are 27 books in the New Testament.



Can you find and colour the book on the bookshelf that this week's story is from?

If you have a Bible, see if you can find the story in there.



You could print this out once and colour each new book on the bookshelf as you read stories from it.

Bible context – Mark

Mark was a disciple of Jesus, who later travelled as a missionary with Paul/Peter.

All of the gospels apart from John's gospel tell this story about Jesus in much the same way. In this story Jesus is turning popular opinion on its head. Children were not really very important in society during Jesus' time. But Jesus not only welcomed children and babies, he used them to show the adults how to come to God.

Little Children Are Brought to Jesus

Mark 10: 13-16 New International Reader's Version (NIRV)

People were bringing little children to Jesus. They wanted him to place his hands on them to bless them. But the disciples told them to stop. When Jesus saw this, he was angry. He said to his disciples, "Let the little children come to me. Don't keep them away. God's kingdom belongs to people like them. What I'm about to tell you is true. Anyone who will not receive God's kingdom like a little child will never enter it." Then he took the children in his arms. He placed his hands on them to bless them.

Copyright © 1995, 1996, 1998, 2014 by Biblica, Inc. ®.

Online versions of the story

Watch and listen

Bibletoons Blessed Children <https://youtu.be/nBE4-5eC3kU>

Jesus Blesses the Children https://youtu.be/KZW6q_uUu8

Dance and sing

My heavenly father loves me <https://youtu.be/kvNB-r75Fqc>

Jesus I am IN! https://youtu.be/C_kvOuiacU8

This little light of mine https://youtu.be/RGW6C_SjHKQ

Children of God – Third Day https://youtu.be/V6jO7xhU_Pw

**Perhaps it would be good for a younger child
to take on the role of storyteller this week
and lead the telling of the story**

Ideas to retell/explore the story

The news spread rapidly round the town, from neighbour to neighbour, from friend to friend:
(**EVERYBODY** whisper: *"Jesus is coming, Jesus is coming"*)

From mother to daughter, from sister to brother:
(**EVERYBODY** say a little louder: *"Jesus is coming, Jesus is coming"*)

From teenager to toddler, from children to babies:
(**EVERYBODY** shout: *"Jesus is coming. Jesus is coming"*)

Everyone heard it, everyone knew, everyone was excited and eager to go.

Who's going to see him? Why, the menfolk of course. Fathers and uncles, grandads and husbands.
(Any **MEN** in the family shout: ***THE MENFOLK ARE OFF TO SEE JESUS!***)

Down the street, up the hill, gather round and listen and learn.

But what's this? Who else is coming down the street? Who else is coming up the hill?

Here come the women (Any **WOMEN** in the family shout: ***WE WANT TO SEE JESUS!***)
Here come the children (Any **CHILDREN** in the family shout: ***WE WANT TO SEE JESUS!***)

From the oldest (**OLDEST** in the family shouts ***THAT'S ME!***)
to the youngest (**YOUNGEST** in the family shouts ***THAT'S ME!***)
– Everyone was excited and eager to see Jesus.

But oh – a wall of legs. All the tall men were gathered around, crowding round Jesus. How are they going to see Jesus now?

One child was determined, started jumping and waving and shouting.

One mum was determined, lifted her baby up high.

One little wrigglesome fellow found a gap in the legs, and his mother helped him wriggle right through to the front.

Somehow or other they'll get to see Jesus.
(All the **CHILDREN** shout: ***WE WANT TO SEE JESUS!***)

But oh – the disciples frowned. The disciples scowled. The disciples shooed them away.

Be gone, skedaddle, you're not important. Jesus is busy. Don't interrupt.

Jesus frowned. Jesus scowled. But not at the children.

He scowled at the disciples: What are you doing? What are you saying?

He gathered the children and hugged them and blessed them.

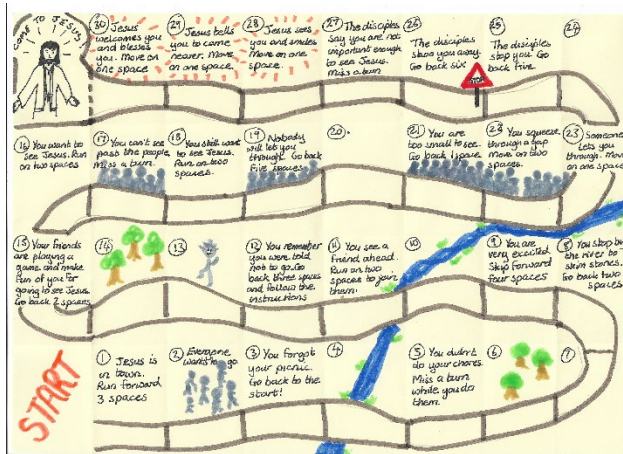
Don't stop the children. The children are special.

They come as they want to and not as they ought to.

Don't stop the children: They come as they trust me, they come to be near me, not looking for gain.

So learn from the children and hear what they teach you. Don't stop the children.

Who's going to see Jesus? (**EVERYONE** shout: ***WHY I AM, OF COURSE!***)



Story Snakes and Ladders.

Why not make a snakes and ladders board or a board game where the aim is to get to Jesus but things keep getting in the way. Tell the story as you play. There is a sample at the end of this pack but you might have more fun designing your own.

Dinner table Chat Activities

I wonder what Jesus meant about being like a child? What qualities might be good ones to hold on to as you're growing up? What qualities might the grown-ups at the table like to rediscover? In what way might the children in the family help them? Maybe the younger members of the family can make some suggestions about new things they might be trusted to do.

You could have a pot or mug on the table with lolly sticks in. Write a question on each one and take it in turns at each meal during the week to pull one out and talk about it round the table. Remember to listen carefully and respectfully to what each person has to say, no matter how old or young they are.

- What do you think Jesus meant when he said "Let the children come to me"?
- What is your favourite thing about God or Jesus?
- Who would you like to introduce to Jesus and why?
- Talk about a time when you have felt left out and what made you feel better.
- What is your favourite Bible story?
- What is your favourite Families on Faith Adventures story or activity so far and why?
- Why do you think the disciples didn't want the children there?
- What can grown ups learn from children?
- Talk about a time when you have felt closer to Jesus. What helped?

What's in the box?



What treasures can you find to put in the box for your little ones to explore?

Perhaps older children could help find the things.



Use a box or a bag to hold the treasures and encourage any little ones to explore what's in the box/bag each week to go with the Bible story.

This week's Bible story is:

Don't Stop the Children

Mark 10 verses 13-16



A toy dressed like Jesus

Children's clothes – especially smaller



A tray of 'little people' toys hidden in rice or pasta or sand etc.



Something with rainbow colours for God's promise

Simple children's toys

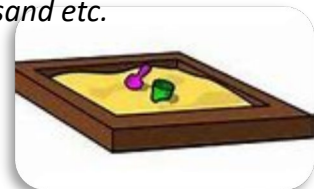



Illustration by

Good News Productions International and College Press Publishing via freebibleimage.com

Pray Together

God's Love Prayer Envelopes



Cut a heart shape out of patterned paper (1).

Turn the heart shape over so that the pattern is facing downwards. Fold the sides of the heart inwards (2).

Now fold over the top of the heart to make the bottom of the envelope (3).



The point at the bottom of the heart shape now becomes the top part of the envelope (4).

Cut up some small pieces of paper and write or draw pictures of people you love and care about. Jesus wanted everyone to be able to come close to him.

The envelope is like God's heart.

God wants the best for everyone.

Put the pieces of card inside the envelope and ask God to look after them and pray that those people will know that God loves them.



Prayer Cube

Using the prayer cube template, encourage each member of the family to draw a picture of something they want to pray about in one of the squares in so that all the squares are filled. When you have completed your pictures, cut out the template and fold along all the solid lines. Glue each of the tabs and make a cube.

As a family, pray together. Roll the cube and pray for whatever lands face up!

Pray Together

People prayers



Colour in the template of the family. You could make lots of extras to include your wider family and friends. Cut around the shapes to make a set of cards. Think of different ways in which you can use your cards to pray. If you have some playdoh or blu-tack, you can use that to make the cards stand up. Take it in turns to create your own family prayer or you can use the prayer below.



Dear God,

You have made us members of your family. Help us to serve and care for one another cheerfully, so that we can show your love to others.

You have made us parents and grandparents, sisters and brothers and sons and daughters in a human family.

Help us to grow in trust and understanding, so that through each other we may see your love.

You have made us part of a worldwide family of many races and nations.

Help us to value and respect our differences, so that together we may bring peace to your world.

Father God, creator of all, bring us closer together in love. Amen



As an alternative why not make some figures to represent people in your school or workplace.

families on faith adventures

at home

I wonder if anything stops us getting to know Jesus today?

I wonder why Jesus had so much time for children?

I wonder what children thought when the disciples stopped them getting to Jesus?



I wonder how many people would turn up in our town if Jesus came today?


I wonder what Jesus meant when he said that people should be more childlike?



TO DO TOGETHER...

We all fit together

You will need: Jigsaw template
Pictures of your family

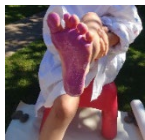


What you do:

Draw some pictures of your family or friends, or use some photos and stick them onto the jigsaw, and then cut the pieces out and create a jigsaw to show how we all fit together in Jesus. If any one of us was missing, the jigsaw would be incomplete.



Misfits



You will need:

A picture of your face
(either a photo or a drawing)
Paint
A large sheet of paper

What you do:

Paint your hands and feet and place them on the paper where your hands and feet would be.

Paint in your body, and then glue your face onto the image. Jesus wants us to come in all shapes and sizes, to have fun sharing his message of the kingdom with him.

Try playing a game created by the children


Allow children to come up with the ideas, rules, and purpose. It is okay if these change as the game progresses.

Alternatively, use a family favourite game and allow the children to come up with their own rules for the game.

Rules can be like the hurdles and boundaries which can hinder our approach to Jesus. 'Be more childlike in our approach'



TO DO TOGETHER...



Paper dolls

You will need:

Strips of paper
Coloured pens

What you do:

Fold the strips of paper in a concertina style.




Draw your person onto the folded paper and cut them out. Remember not to cut into the folds and remember to make sure the arms (and feet if you want) go right to the side of the page.



Create your individual dolls – you could even name them if you want.

Stand your paper dolls in a circle looking inwards. This is like the people and the disciples gathered round Jesus but not letting anyone else in. This is not how Jesus wants it to be. Now stand your paper dolls in a circle looking outwards, with a gap between the first and the last. This is what Jesus wants – people who look out to share his love and to welcome others in, no matter who they are or how unimportant they might seem.



Walking the Way

Living the life of Jesus today

**Our Walking the Way Challenge
this time is...**

At Home:

Let each member of the family take it in turns to lead family prayers through the week – whether it be prayers at the start of the day, grace before meals, prayers before bed etc., whenever you find a good time to pray together.

Outside:

Many children are going back to school now. Some may be feeling nervous. You could draw an encouraging picture and message in chalk on the pavement on the school bus stop or on the path to a local school.

For Others:

Pray for everyone going back to school and send a card to your local school or pre-school with an encouraging message for everybody there. If you are able, you could also send a box of wrapped biscuits for the staffroom!



The
United
Reformed
Church

**families
on faith adventures**

at home

Adventurers Go!

You've shared together, now share with us!

Why not send photos of your crafts, your treasure boxes, your Walking the Way challenges - or dress up to make a tableau of the Big Story and take a photo to send in.

Email your photos to: lorraine.webb@urc.org.uk
with parental permission for them to be used in publicity and online URC social media.

Alternatively, share them on our Facebook page
<https://www.facebook.com/URCchildren.and.youth/>

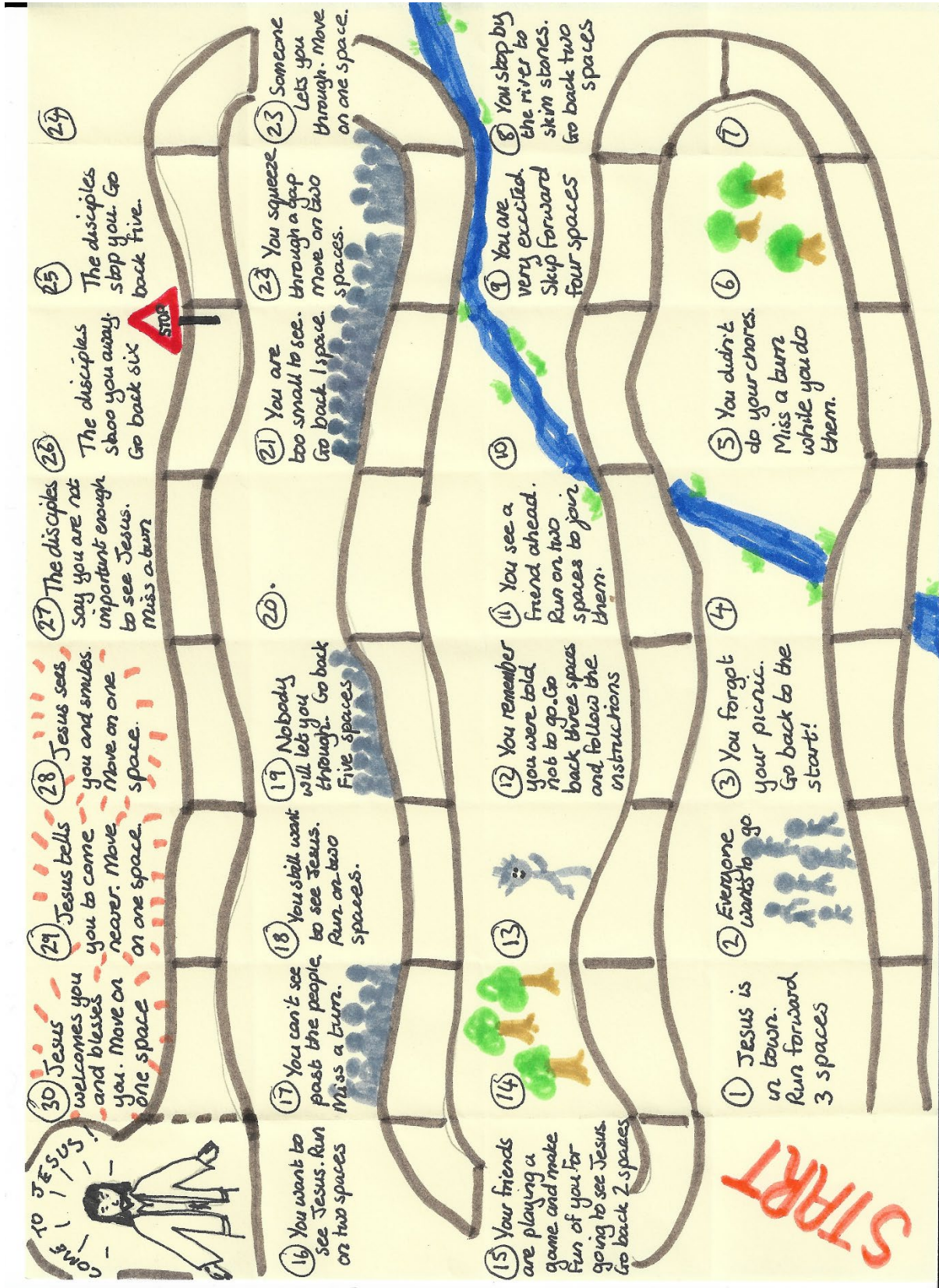
Remember you can find more resources on our website:
<https://urc.org.uk/resources-for-children-and-youth>

And if you've enjoyed these activities, why not see whether your local church runs Pilots or Friends on Faith Adventures (FOFA) when things get back to normal again.

Created for you by Nicola Grieves (Eastern Synod), Judy Harris (National Synod of Wales), Hannah Middleton (Northern Synod), Philip Ray (Wessex Synod, North), Lorraine Webb (Programme Officer for CYW), and Ruth White (Wessex Synod, South) on behalf of the CYDO+ and Children's and Youth Work team and Pilots.



Templates



START

1 Jesus is in town. Run forward 3 spaces

2 Everyone wants to go

3 You forgot your picnic. Go back to the start!

4

5 You didn't do your chores. Miss a turn while you do them.

6

7

8 You stop by the river to skim stones. Go back two spaces

9 You are very excited. Skip forward four spaces

10

11 You see a friend ahead. Run on two spaces to join them.

12 You remember you were told not to go. Go back three spaces and follow the instructions

13

14 Your friends are playing a game and make fun of you for going to see Jesus. Go back 2 spaces

15 You want to see Jesus. Run on two spaces

16 You can't see past the people. Miss a turn.

17 You still want to see Jesus. Run on two spaces.

18 Nobody will let you through. Go back five spaces

19

20

21 You are too small to see. Go back 1 space. Move on two spaces.

22 You squeeze through a gap. Move on two spaces.

23 Someone lets you through. Move on one space.

24

25 The disciples stop you. Go back five.

26 The disciples shoo you away. Go back six

27 The disciples say you are not important enough to see Jesus. Miss a turn

28 Jesus sees you and smiles. Move on one space.

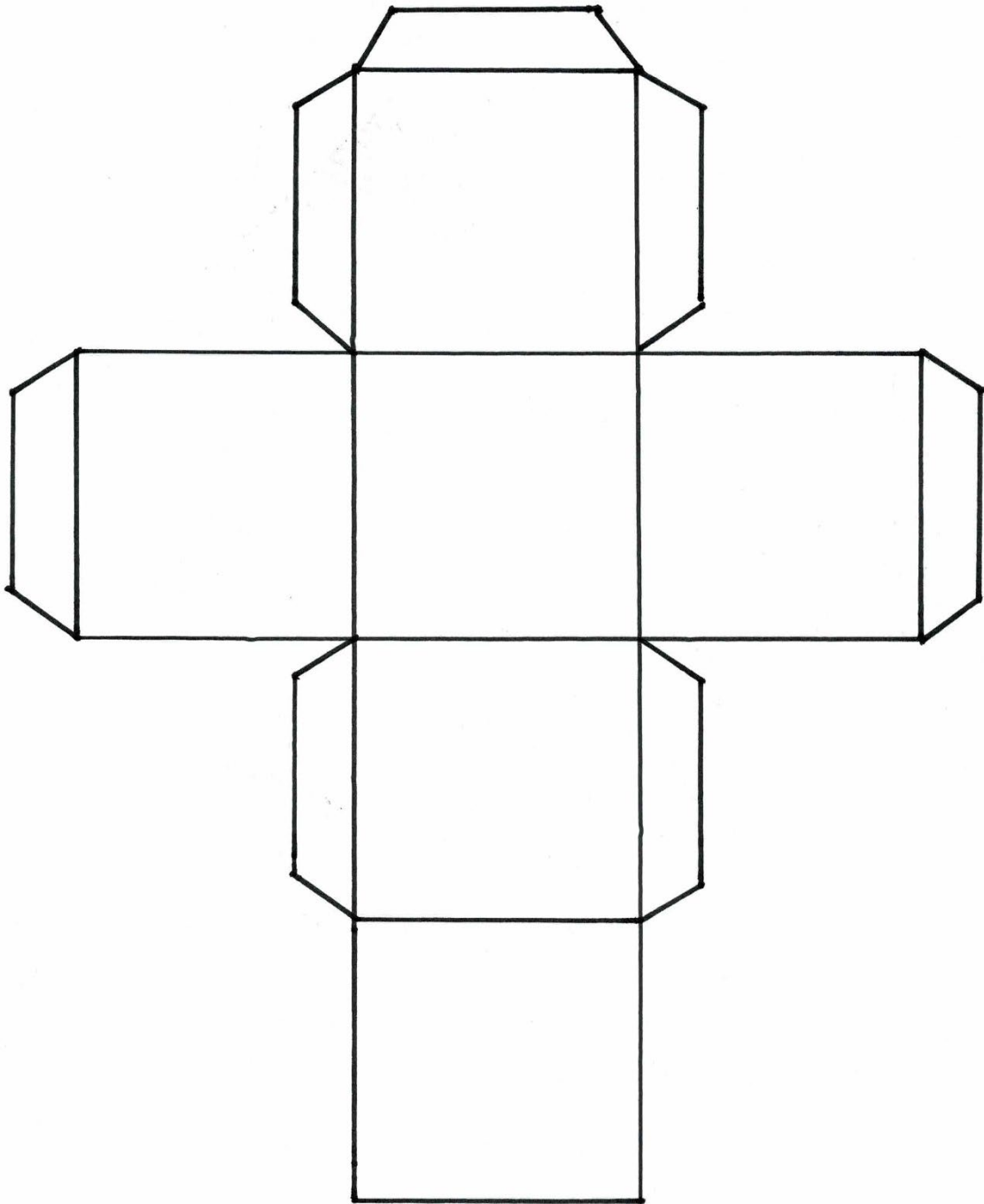
29 Jesus tells you to come nearer. Move on one space.

30 Jesus welcomes you and blesses you. Move on one space.

STOP




Templates



Prayer cube


Templates



NOV 2020



Templates



Templates

