

Welcome to Families on Faith Adventures @ Home!

This resource has been put together for you by the United Reformed Church Children's and Youth Work team and the synod CYDOs and their equivalents.

We hope you will enjoy sharing a time of faith and fellowship together as a family through these stories, games, activities, and prayers. They are designed as a 'pick and mix' of ways to experience God's message through the Bible, exploring what it means to you and express that in words and action. They are not linked to the lectionary but can be used in any order as we explore all the different parts of the Bible.

The Walking the Way challenges are one way of continuing our walk with Jesus throughout the week.

These ideas are designed to be intergenerational - maybe even to be shared with family or friends via the internet.

These activities are planned to be used together as a family and under adult supervision. Please be aware of your family's ages and abilities as some activities may need more adult support than others. **Stay safe and have fun!**



With many varieties of activities and things to do to help explore the theme. Look out for this 'hands on' symbol.

This week's Bible story is:

Reconnected

Luke 15 verses 11-32



From



and



Get to know your Bible

The Bible is like a library made up of 66 books written by many different people over many years.

The Old Testament books were written before Jesus was born. They are the holy stories he would have grown up hearing and reading. There are 39 of these.

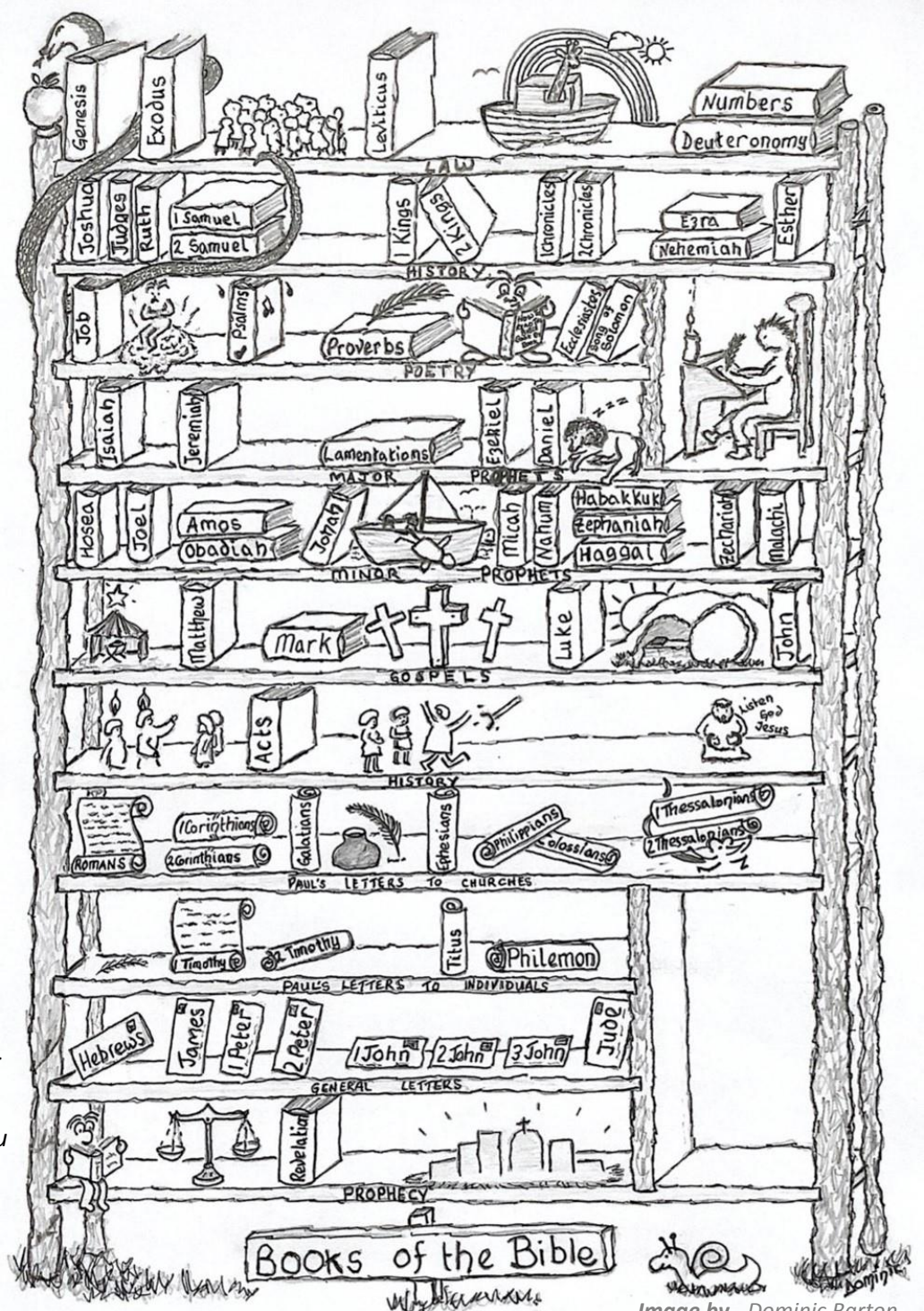
The New Testament tells us the stories of Jesus and his followers. There are 27 books in the New Testament.



Can you find and colour the book on the bookshelf that this week's story is from?

If you have a Bible, see if you can find the story in there.

You could print this out once and colour each new book on the bookshelf as you read stories from it.



Bible context: Luke

The book of Luke was written by Luke the disciple around 60 AD, Luke was a Gentile and a doctor and he writes his book for all people. He wants to show that Jesus was God's son, who came to the world for everyone, Jew, Gentile, rich, poor, an extraordinary Saviour for the ordinary everyday people. This is why his book tells the stories of everyday people and their part in God's big story.

In this story Jesus is sharing a parable, a simple story using everyday things to help us to think about God and Heaven. In this story Jesus is encouraging us to reconnect with parent God.

Online versions of the story

Watch and Listen

Animation by saddleback kids

<https://www.youtube.com/watch?v=DJqROx4wFKM>

Two Sons and a Father by Crossroads Kids

<https://www.youtube.com/watch?v=kfDfMZ6MTJs>

Animated Bible Reading (CEV) by Cartoon Bible

<https://www.youtube.com/watch?v=LhHdaKWqKZc&t=84s>

Modern retelling animation by RodtheNey

<https://www.youtube.com/watch?v=mLI2zqMU6Ww>

Retold in Lego by Aussie Brick Films <https://www.youtube.com/watch?v=dPt-XJM9daM&t=2s>

Dance and Sing

The prodigal story song by Sing Kids <https://www.youtube.com/watch?v=7m23gE9LzYw>

Waves of mercy by Hillsong Kids <https://www.youtube.com/watch?v=MpXPwWJl2qs>

When God ran by Phillips, Craig and Deanne

<https://www.youtube.com/watch?v=FenkAVsGmEQ>

Good, Good Father by Chris Tomlin <https://www.youtube.com/watch?v=-ak00oFBw3c>

I have a maker by Doug Horley <https://www.youtube.com/watch?v=H8ROqVOyTdE>

The Story: Luke 15 verses 11-32 (from The International Children's Bible)

Then Jesus said, "A man had two sons. The younger son said to his father, 'Give me my share of the property.' So the father divided the property between his two sons. Then the younger son gathered up all that was his and left. He travelled far away to another country. There he wasted his money in foolish living. He spent everything that he had. Soon after that, the land became very dry, and there was no rain. There was not enough food to eat anywhere in the country. The son was hungry and needed money. So he got a job with one of the citizens there. The man sent the son into the fields to feed pigs. The son was so hungry that he was willing to eat the food the pigs were eating. But no one gave him anything. The son realized that he had been very foolish. He thought, 'All of my father's servants have plenty of food. But I am here, almost dying with hunger. I will leave and return to my father. I'll say to him: Father, I have sinned against God and against you. I am not good enough to be called your son. But let me be like one of your servants.' So the son left and went to his father.

"While the son was still a long way off, his father saw him coming. He felt sorry for his son. So the father ran to him and hugged and kissed him. The son said, 'Father, I have sinned against God and against you. I am not good enough to be called your son.' But the father said to his servants, 'Hurry! Bring the best clothes and put them on him. Also, put a ring on his finger and sandals on his feet. And get our fat calf and kill it. Then we can have a feast and celebrate! My son was dead, but now he is alive again! He was lost, but now he is found!' So they began to celebrate.

"The older son was in the field. As he came closer to the house, he heard the sound of music and dancing. So he called to one of the servants and asked, 'What does all this mean?' The servant said, 'Your brother has come back. Your father killed the fat calf to eat because your brother came home safely!' The older son was angry and would not go in to the feast. So his father went out and begged him to come in. The son said to his father, 'I have served you like a slave for many years! I have always obeyed your commands. But you never even killed a young goat for me to have a feast with my friends. But your other son has wasted all your money on prostitutes. Then he comes home, and you kill the fat calf for him!' The father said to him, 'Son, you are always with me. All that I have is yours. We had to celebrate and be happy because your brother was dead, but now he is alive. He was lost, but now he is found.'"

Ideas to Retell/Explore the Story

Story Postcards

One way of connecting, keeping in touch with people is to send postcards.

Why not have some story fun by using postcards.

Simply choose a part of the story, decide which character you are and write a postcard accordingly. You could also design the picture side to show that part of the story. For example, a postcard from the son to his father from the pig sty might have a picture of the son feeding the pigs.

You could also extend this activity to design and write a postcard to someone in your life you want to reconnect with for real.

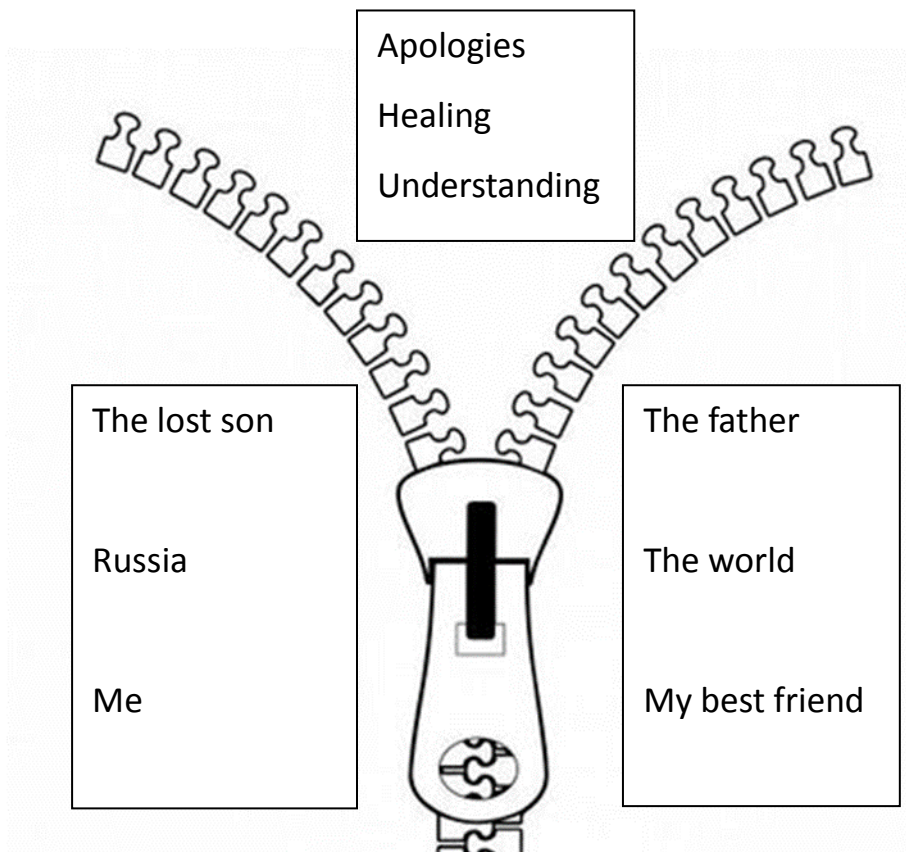
Keep it Zipped Table Top Activity

Draw a large zip or use an actual zip. An opened zip creates 3 areas (the middle and 2 sides).

On either side of the zip write/draw the things/relationships that are separated, then in the middle area of the zip draw/write what you would need to be able to reconnect them.

Discuss it as you go and perhaps pray for the situations together.

This could lead to creating a simple prayer to pray each time you use a zip in the week.



Modern Parables – books that explore the same theme

WHERE THE WILD THINGS ARE




STORY AND PICTURES BY MAURICE SENDAK

Where The Wild Things Are

by **Maurice Sendak** (Little big Foxes)

<https://www.youtube.com/watch?v=4AkdBAInP9I>

Max runs away to where the wild things are. He becomes their king. He soon misses home. He returns to find Mum and supper waiting for him.



Lost and Found

by **Oliver Jeffers** (Storytime with Rocket)

<https://www.youtube.com/watch?v=kZD1RDY4Q9w>

A boy finds a penguin and decides to help it get home again. Join them on their journey together.

Table Top Discussions

Each day over a mealtime, have a quick conversation. Here are a few questions to get you going:

- What does this story tell us about God?
- Who do you relate to in this story and why?
- Have you ever felt like running away? Where would you go?
- How easy is it to say sorry and make up with someone? Share your stories together.
- What do you think happened next in this story? Continue the parable together.

What's in the box?

What treasures can you find to put in the box for your little ones to explore?

Perhaps older children could help find the things.



Use a box or a bag to hold the treasures and encourage any little ones to explore what's in the box/bag each week to go with the Bible story.



Bag of coins



Toys to represent a family



A happy face and a sad face, maybe on opposite sides of a paper plate or spoon



A toy pig



Something with rainbow colours for God's promise



Things that join together eg jigsaw pieces, Duplo, or matching game such as matching animals to their young

Pray Together

Shoe Prayers

In the story the son walked away from his father and the farm, he partied and lost all his money, he found himself barefoot feeding the pigs, and then at end of the story, the father ran out to welcome him home whilst his older brother had stayed working on the farms.

I wonder what shoes they might have been wearing?

Walking boots, party shoes, wellingtons trainers, flip flops?



Think about the different shoes that you wear and how they make you feel. Here are a few ideas:

dancing

jumping for joy

walking in mud

comfortable

exciting

dull

difficult

fun



Think about the places you and the things you might do wearing different shoes.

Talk to God about your feelings and ask God to be with you in whatever shoes you are wearing.

A prayer

Dear God

help me to run for joy,

to walk and tell others about you.

Give me feet for dancing your praise.

When things are dull, difficult, or flat,

help me to know that you walk with me.

Amen

Pray Together



Paper Chain Prayers

A prayer activity to celebrate God's love for us and for others and to think about how this love links us together. We are all different, but we are all joined together by the fact that God loves us!



Make a concertina of folded paper and draw on the front a person outline. If you make a curve at the arms, it will make a heart shape as you cut them out. The end of the arms and legs will join the chain together so be careful not to cut on the fold of the paper.

Cut out your people and you will have a chain joined with hearts in between.

Write names of people on the chain who you want to know Gods love, and pray to God that they will feel Gods love in their lives.

I wonder what happened after this story ends?

I wonder what it feels like inside when you are missing someone you really like or love?

I wonder if the two brothers ever made friends?



I wonder what is your favourite part of this story?

I wonder why Jesus told this story and how Jesus hopes the story will help us?



To Do Together...

Walking Colours

You will need: Seven plastic cups
Red, yellow, and blue food colouring
Six sheets of kitchen paper folded into strips
Water

What you do:

Mix the food colouring with some water and half fill two cups with red, one cup with yellow and one cup with blue.

Spread the cups out and place an empty cup between the colours.

The order should be red, yellow, blue, red with an empty cup between each.

Place the folded kitchen paper in each cup, folding it over to go into the next cup as in the top picture.

Now you watch and wait. The water will slowly climb the paper and start to go into the empty cup this make take a couple of hours.

Watch as the colours start to mix and change making orange, green and purple in the empty cups. If you leave it overnight, the next day you will have a full rainbow of colours.

It takes time to connect with God, just like the colours took time to connect together. Sometimes we need to be patient, but God does amazing things to create connections with us and unite us together.





To Do Together...



Heart People

You will need: Pipe cleaners
Coloured card
Hole punch



What you do:

Cut out heart shapes from different coloured hearts and make four holes to attach the arms and legs.

Cut pipe cleaners in half, and thread them through the holes to create arms and legs.

Fold the ends into loops to make hands and feet.

On each heart, draw a face that reflects the emotions of the colours and how they reflect the emotions of the people in the story. To make them stand up, you may need some blu-tak or Sellotape on the feet.



Maybe even re-tell the story using these heart people. I wonder what emotions the people in the story felt?





To Do Together...



Rocky Road

You will need:

Base

100g digestive biscuits, crushed
65g butter, melted

Filling

100g butter
100g soft brown sugar
140ml milk
75g coconut
100g glace cherries
100g walnuts, chopped
100g mini marshmallows
100g digestive biscuits, crushed

Topping

100g chocolate
25g butter



What you do:

Line a Swiss roll tin with cling film.

Base - mix biscuits and butter together and press into the base of the tin.

Filling - in a saucepan, heat the butter, sugar and milk together. Bring to the boil and boil for 3 minutes.

Remove from the heat and stir in all these: (it gets a bit messy and looks like the pigs food)
Coconut (think about the richness and luxury of the coconut and how the Son spent all his money on parties,

Cherries (think of the sweetness of the cherries and the love of the father),

Walnuts (think of the rough times the son had to live through with the pigs),

Marshmallows (think of the other brother and how we would want to his heart to soften when his brother returned),

Biscuits (think of how the relationships are broken and reconnected again).

Spread over the biscuit base.

Topping - melt the butter and chocolate together. Beat well until shiny and pour over the filling. Cool to set. Cut into slices. Mine was a bit messy and didn't go just as I expected, I wonder if the two brothers in the story thought that things have turn out as they expected. Once they reconnected, it maybe wasn't what they expected either.

Walking the Way

Living the life of Jesus today

**Our Walking the Way
Challenge this time is...**

Everyday Faith:

The Prodigal (wasteful) son is a story that Jesus told. It is easy to take for granted what we have – our possessions and our relationships. This week try especially hard to remember the good things you have and cherish (look after/appreciate) them rather than wasting them. What about the water in our taps? The food we eat? The love people share with us? Things we would really miss if they weren't there. During the day, try to remember to thank God for each of these things – just a quick "Thank you for my friend" or "Thank you for water in the tap" prayers. And what about "Thank you for being my Parent God" prayers?

Scrapbooking:

Often we make cards for special days in the year – Mothering Sunday, Fathers' Day, Grandparents' Day, Godparents' Day. Why don't you make a card for your Parent God? Think about God who loves you and waits for you and is with you, even when you get things wrong or forget about God. What might you want to say in your card, what might you want to draw? Design and decorate your card and stick it in your scrapbook.

Take it Further:

Families belong together. It is a human right for families to be together but often when people are refugees they get separated. Have a look at what charities like <https://famielstogether.uk/> do to help refugee families be reunited. They have some videos and stories you can watch or read together. Perhaps you could take action in some way to encourage the government to try to help families stay together. What could you do?



The
United
Reformed
Church

**families
on faith adventures**

at home

Adventurers Go!

You've shared together, now share with us!

Why not send photos of your crafts, your treasure boxes, your Walking the Way challenges - or dress up to make a tableau of the Big Story and take a photo to send in.

Email your photos to: lorraine.webb@urc.org.uk
with parental permission for them to be used in publicity and online URC social media.

Alternatively, share them on our Facebook page
<https://www.facebook.com/URCchildren.and.youth/>

Remember you can find more resources on our website:
<https://urc.org.uk/resources-for-children-and-youth>

And if you've enjoyed these activities, why not see whether your local church runs Pilots or Friends on Faith Adventures (FOFA) when things get back to normal again.

Created for you by Nicola Grieves (Eastern Synod), Judy Harris (National Synod of Wales), Sharon Lloyd (Programme Assistant for CYW), Hannah Middleton (Northern Synod), Philip Ray (Wessex Synod, North), Lorraine Webb (Programme Officer for CYW), and Ruth White (Wessex Synod, South) on behalf of the CYDO+ and Children's and Youth Work team



The
United
Reformed
Church