

Welcome to Families on Faith Adventures @ Home!

This resource has been put together for you by the United Reformed Church Children's and Youth Work team and the synod CYDOs and their equivalents.

We hope you will enjoy sharing a time of faith and fellowship together as a family through these stories, games, activities, and prayers. They are designed as a 'pick and mix' of ways to experience God's message through the Bible, exploring what it means to you and express that in words and action. They are not linked to the lectionary but can be used in any order as we explore all the different parts of the Bible.

The Walking the Way challenges are one way of continuing our walk with Jesus throughout the week.

These ideas are designed to be intergenerational - maybe even to be shared with family or friends via the internet.

*These activities are planned to be used together as a family and under adult supervision. Please be aware of your family's ages and abilities as some activities may need more adult support than others. **Stay safe and have fun!***



With many varieties of activities and things to do to help explore the theme. Look out for this 'hands on' symbol.

This week's Bible story is:

Learning Together

Luke 2 verses 41-52



Get to know your Bible

The Bible is like a library made up of 66 books written by many different people over many years.

The Old Testament books were written before Jesus was born. They are the holy stories he would have grown up hearing and reading. There are 39 of these.

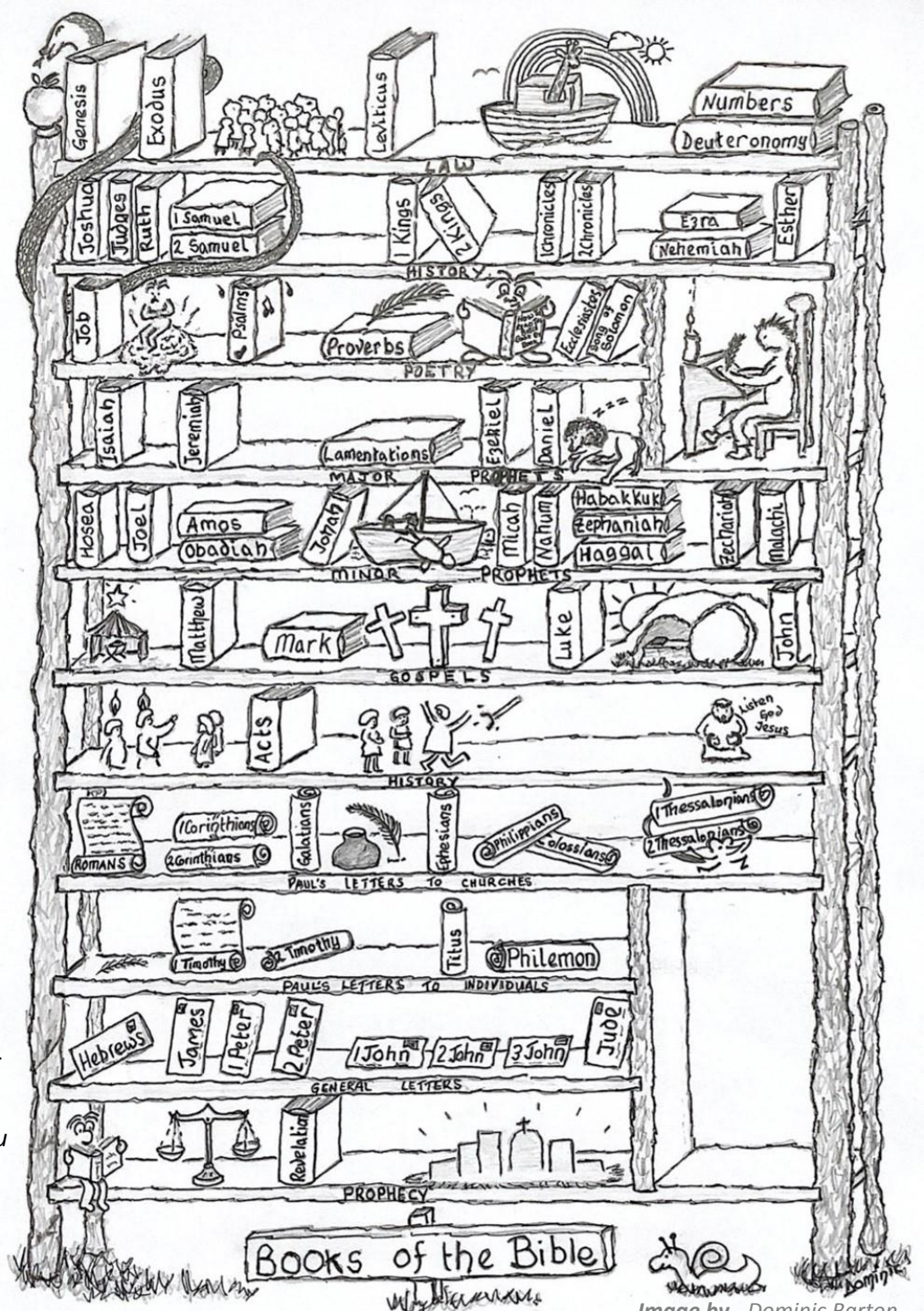
The New Testament tells us the stories of Jesus and his followers. There are 27 books in the New Testament.



Can you find and colour the book on the bookshelf that this week's story is from?

If you have a Bible, see if you can find the story in there.

You could print this out once and colour each new book on the bookshelf as you read stories from it.



Bible context: Luke

The book of Luke was written by Luke the disciple around 60 AD. Luke was a Gentile and a doctor and he writes his book for all people. He wants to show that Jesus was God's son, who came to the world for everyone, Jew, Gentile, rich, poor, an extraordinary Saviour for the ordinary everyday people. This is why his book tells the stories of everyday people. This is the only story in the Bible about Jesus' older childhood and it only appears in Luke's writing.

Online versions of the story

Watch and Listen

Jesus in the temple – Saddleback kids https://youtu.be/ho_3qvIWzbw

The Boy Jesus in the Temple | Bible Story | LifeKids <https://youtu.be/T908tqPIHFc>

Dance and Sing

Great big family of God <https://youtu.be/UEvJzOxm6zs>

City On A Hill (Official Lyric Video) // Worship For Everyone <https://youtu.be/Cq2We2iK7oq>

Have you heard about Jesus, have you told about Jesus? <https://youtu.be/kXEAr9LuQ1U>

Tell me the stories of Jesus <https://youtu.be/lf5uc0aA8Yq>

The Story: Luke 2 verses 41-52 (from The International Children's Bible)

Every year Jesus' parents went to Jerusalem for the Passover Feast. When Jesus was 12 years old, they went to the feast as they always did. When the feast days were over, they went home. The boy Jesus stayed behind in Jerusalem, but his parents did not know it. Joseph and Mary travelled for a whole day. They thought that Jesus was with them in the group. Then they began to look for him among their family and friends, but they did not find him. So they went back to Jerusalem to look for him there. After three days they found him. Jesus was sitting in the Temple with the religious teachers, listening to them and asking them questions. All who heard him were amazed at his understanding and wise answers. When Jesus' parents saw him, they were amazed. His mother said to him, "Son, why did you do this to us? Your father and I were very worried about you. We have been looking for you."

Jesus asked, "Why did you have to look for me? You should have known that I must be where my Father's work is!" But they did not understand the meaning of what he said.

Jesus went with them to Nazareth and obeyed them. His mother was still thinking about all that had happened. Jesus continued to learn more and more and to grow physically. People liked him, and he pleased God.

Ideas to Retell/Explore the Story

We are never too old or too young or too educated or too uneducated to learn or to teach – we do best when we share our learning together. We asked some people what they had learned from people in other generations, and this is what they told us.

My pastor told me be careful how your life looks, never to tie your shoelaces in a strawberry field.

Children have taught me many things - one that sticks with me is Levi who said that it's strange that adults spend so much effort persuading them Santa is real instead of showing them God is real.

From someone much older: an old Local Preacher with a deep Wiltshire accent, who'd left school at 14 and worked as a farmworker and shepherd all his life, was certainly the most up-to-date and theologically literate person - including the ordained ministers. Never judge a book by its cover.

From someone younger: a child from school asked me the other week when we visited the church "what does your faith mean TO YOU?". I have learned the ability, from children, to ask questions that make people feel (positively) vulnerable, ask probing questions, and questions that provoke a deep sense of wonder.

From someone older: My grandad used to say, "You will always be a minister," but he was implying that everyone has the opportunity to minister to others. Whether retired, ordained, an elder, or none of these. He ministered to me, for sure, as his grandchild, and had a huge impact on my faith.

As well as that advice, he also told me to "boil vegetables until there's barely any colour left in them."

My mum taught me how to iron a shirt – I think of her every time I do it.

Take time to enjoy life from an older person...take time to play, and see awe and wonder in everything from a younger person.

From an older person... Be careful who you become when you are older.

From a younger person... Don't take yourself too seriously.

My Goddaughter taught me that the value of the things you hold in your hand depends entirely on how precious you believe them to be – that a piece of grit or an acorn is as precious as a piece of gold or a diamond.



**families
on faith adventures**

at home

Table Top Discussions

Each day over a mealtime, have a quick conversation. Here are a few questions to get you going:

- *What was the last thing you learned through chatting together as a group or a family?*
- *What sort of things do you like doing with a mix of ages together? Is there anything that can only be done with one age group together? What does it depend on?*
- *If your family /group were doing a quiz, what would be each person's special subject that they'd be really good at answering questions on?*
- *Is clever the same as wise? Which would you rather be?*

families on faith adventures

at home

What's in the box?



What treasures can you find to put in the box for your little ones to explore?

Perhaps older children could help find the things.




Use a box or a bag to hold the treasures and encourage any little ones to explore what's in the box/bag each week to go with the Bible story.



*Something with
rainbow colours
for God's promise*

*Something the child is
familiar with doing –
building with bricks, for
example, or posting shapes*



*An age-appropriate activity
which is new to the child*

Pray Together

God with us in...

God is with you in all that you do. Think about the different things that you do during the day. Before you begin to do each thing, say a prayer to welcome God in your activity.

Here are a few ideas to start with:

God with us in our storytelling...

God with us in our games...

God with me as I ride my bike...

God with me as I learn...

God with me as I walk...

God with me as I wash the dishes.....



Prayer

Loving God,

***We can see you all around us.
Help us to see you with us always,
making every place a special space
to be with you.***

Amen.

Pray Together

Thank you for...



Using play figures and thinking back to the story, create a scene of how you would imagine Jesus would be in the temple.

When you have created the scene, think about the people who help you to learn more about God.

I wonder...

who has talked to you about God and Jesus?

who shares Bible stories with you?

who encourages you to talk to God?



Imagine the figures you have put in your scene are those people.

Take it in turns to place your hand on a figure and then, either out loud or quietly to yourself, name that person and say thank you to God for them and all that they have taught you. Ask God to help you be like them, sharing what you know with others.

Pray Together

My Church Family



You will need an envelope and some strips of card to make some people. If you have them, you could use lollypop sticks. Draw some doors on the envelope and put a cross on the top of the open flap to make your envelope into a church. You may want to cut the corners off the flap so that it looks more like a church roof, as in the picture below.

As an alternative, you could make your envelope to represent your home rather than church.



Think about your church and the people who you meet there, thinking about how each person is important to you and each other.

Make a church family out of the pieces of card or lolly sticks and put them in your envelope church or home.

You can use this to pray for your whole church family or your whole family at home, taking each figure out in turn and holding it while you pray for a particular person. Remember that everyone in God's family is important and precious to God.

Family thanks

Thank you, God, for the families we live with.

Thank you for all the different types of families we are part of: our church family, our school family, the different groups that we are part of that are like families.

Thank you that we are part of your family which stretches right across the world!

Amen.

*I wonder what the
teachers in the temple
thought when Jesus
started talking to them?*

*I wonder how easy
you find it to share
what you know of
God with others?*

*I wonder what they
talked about?*



*I wonder who you
most like to listen to
talking about God?*

*I wonder what
opportunities you have
to share your story and
to learn from others?*



To Do Together...



Create One and Teach One

You will need: Gather your favourite sweet or savoury foods

What you do:

Create a recipe using your favourite foods.

Make your dish and then teach someone else how to recreate your recipe.

Skye and her mum made a special recipe from Skye's favourite foods which were coco-pops, raspberries, blueberries, strawberries and yogurt. Skye made a coco-pops and melted chocolate base with a yogurt and quark mixed filling and then she layered it with strawberries, blueberries and raspberries. Skye then told her aunt how she made it so that her aunt could try for herself.

No matter how old or young we are, we can always share the things we know with others, just like the young Jesus shared new things with the people in the temple.





To Do Together...




Sharing Your Heart and Wisdom

You will need: Materials to make a heart: e.g. felt, paper, salt dough
A small piece of card
Some string or ribbon
A favourite bible verse

What you do:

Create a heart shape in any way you wish: you might model it from salt dough (see last week's issue for the recipe), sew two felt hearts together and stuff them with some soft material, even make one out of paper or card and decorate it.



Think of a verse or message from the Bible which you want to share with someone. Write it onto the small piece of card in your nicest writing and attach a piece of ribbon, wool or string to make a tag or label.

Attach the verse to your heart and give it to the person you want to share your wisdom with.

Jesus was in the temple sharing his wisdom with others and learning from them too. I wonder who you will be sharing wisdom with today?



To Do Together...

Patiently Waiting

Sometimes we cannot have what we would like or want straight away, we have to be patient and wait. It may seem as if there are no changes to start with as the growing begins in the soil hidden from our eyes.

When you plant seeds you hide them in the soil, and you need to be patient and look after your seeds, place them in the right place according to the instructions on your seed packet- water them and watch.

You will need: A packet of seeds (I chose Sunflowers)
A pot
Some compost
A marker to remind you what is in your pot



This is a great all age activity, something we can all do together. You could take turns watching and tending your seeds.

I wonder how my will seeds grow - happy planting and patiently waiting!





The
United
Reformed
Church

**families
on faith adventures**

@ home

**Walking
the Way**

Living the life of Jesus today

**Our Walking the Way
Challenge this time is...**

Everyday Faith:

We grow in faith when we learn and share together, no matter what age we are. In fact, the people who write Families on Faith Adventures @ Home learn something each time they sit down to prepare the resource. This week your challenge is to choose a verse or a story from the Bible that you really like and teach it to someone else, telling them why that verse or story is special to you.

Scrapbooking:

Draw and write about something that someone from a different generation has taught you. Can you think of something you've learned from someone younger than you as well as someone older than you?

Take it Further:

The United Reformed Church has a Charter for Children in the Church which teaches about how important each person is in the family of God, no matter whether they are children or adults. Have a look at it (especially the version which has less complicated language) and see what it tells you about how everyone has something to learn and to share. https://urc.org.uk/images/Children-and-youth/documents/Charter_for_Children_in_the_Church.pdf



The
United
Reformed
Church

**families
on faith adventures**

at home

Adventurers Go!

You've shared together, now share with us!

Why not send photos of your crafts, your treasure boxes, your Walking the Way challenges - or dress up to make a tableau of the Big Story and take a photo to send in.

Email your photos to: lorraine.webb@urc.org.uk
with parental permission for them to be used in publicity and online URC social media.

Alternatively, share them on our Facebook page
<https://www.facebook.com/URCchildren.and.youth/>

Remember you can find more resources on our website:
<https://urc.org.uk/resources-for-children-and-youth>

And if you've enjoyed these activities, why not see whether your local church runs Pilots or Friends on Faith Adventures (FOFA) when things get back to normal again.

Created for you by Nicola Grieves (Eastern Synod), Judy Harris (National Synod of Wales), Hannah Middleton (Northern Synod), Philip Ray (Wessex Synod, North), Lorraine Webb (Programme Officer for CYW), and Ruth White (Wessex Synod, South) on behalf of the CYDO+ and Children's and Youth Work team.



The
United
Reformed
Church