



## Welcome to Families on Faith Adventures @ Home!

This resource has been put together for you by the United Reformed Church Children's and Youth Work team and the synod CYDOs and their equivalents.

We hope you will enjoy sharing a time of faith and fellowship together as a family through these stories, games, activities, and prayers. They are designed as a 'pick and mix' of ways to experience God's message through the Bible, exploring what it means to you and express that in words and action. They are not linked to the lectionary but can be used in any order as we explore all the different parts of the Bible.

The Walking the Way challenges are one way of continuing our walk with Jesus throughout the week.

These ideas are designed to be intergenerational - maybe even to be shared with family or friends via the internet.

These activities are planned to be used together as a family and under adult supervision. Please be aware of your family's ages and abilities as some activities may need more adult support than others. **Stay safe and have fun!**



With many varieties of activities and things to do to help explore the theme. Look out for this 'hands on' symbol.

### This week's Bible story is:

Jesus is Alive – Pass it on!

1 Corinthians 15





### Get to know your Bible

The Bible is like a library made up of 66 books written by many different people over many years.

The Old Testament books were written before Jesus was born. They are the holy stories he would have grown up hearing and reading. There are 39 of these.

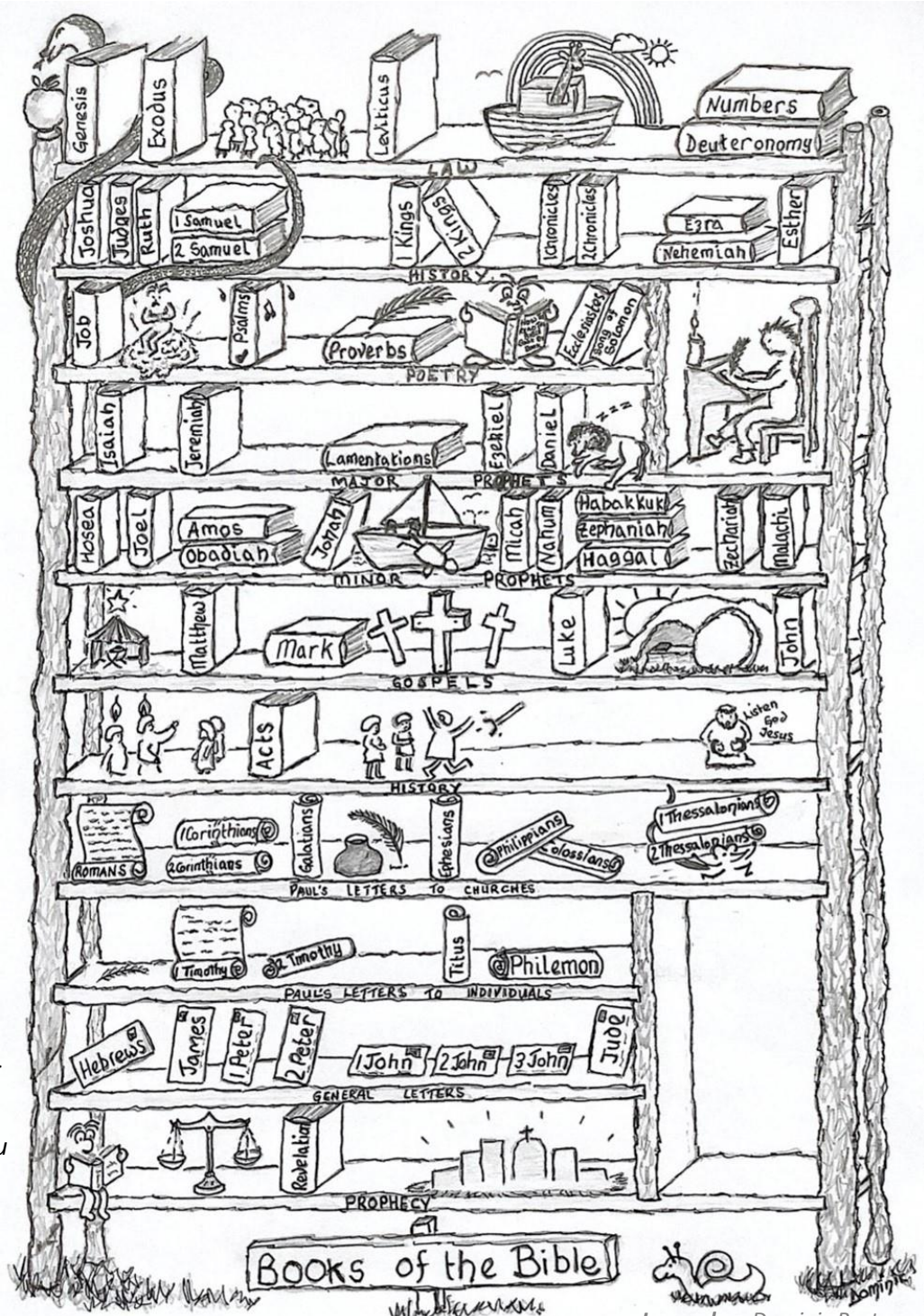
The New Testament tells us the stories of Jesus and his followers. There are 27 books in the New Testament.



Can you find and colour the book on the bookshelf that this week's story is from?

If you have a Bible, see if you can find the story in there.

You could print this out once and colour each new book on the bookshelf as you read stories from it.





### **Bible context: 1 Corinthians**

*The first book of Corinthians is a letter written by Paul to the church in Corinth around 55 AD. In this letter he talks about five things that the church is struggling with. One of these things is the resurrection of Jesus. Some are saying it didn't happen and it's not important whether it did or not. Paul reminds them that it is important that we know and believe in Jesus' resurrection, otherwise his death was for nothing. He reminds them that this is the Gospel, the story of Jesus that is the basis of our faith.*

*As we celebrate Easter, let's find ways of sharing with others the message that Jesus is alive.*

### **Online versions of the story**

#### **Watch and Listen**

*The days after the tomb by Crossroads Kids*

<https://www.youtube.com/watch?v=VyA4xoi70zU>

*God's wonderful surprise by Jesus Storybook Bible, narrated by David Suchet*

<https://www.youtube.com/watch?v=Nfnhv5h0k4M&t=91s>

*The Easter Story using Playmobil by Julia Quinn*

<https://www.youtube.com/watch?v=qC7KiUK6tt8>

*A short talk and draw & tell story by Wild Street Church*

<https://www.youtube.com/watch?v=attNozRoBIU>

*The Resurrection by Little Seeds Company <https://www.youtube.com/watch?v=ORKuFiAXCZs>*

#### **Dance and Sing**

*Pass it on by Brad G Kids Worship <https://www.youtube.com/watch?v=q-KLF1Oke2M>*

*Jesus is alive right now by Kids on the Move*

<https://www.youtube.com/watch?v=XcZND4sNXes>

*1 2 3 Jesus is alive song for toddlers <https://www.youtube.com/watch?v=Mlf9jv4pVTM>*

*Tell the world by Hillsong Kids <https://www.youtube.com/watch?v=BRWPBfhNIAO>*

*Who you say I am? by Yancy <https://www.youtube.com/watch?v=YUfwoUPTq68>*





**The Story: 1 Corinthians 15 verses 1 - 8 (from The International Children's Bible)**

*Now, brothers, I want you to remember the Good News I brought to you. You received this Good News, and you continue strong in it. And you are saved by this Good News. But you must continue believing what I told you. If you do not, then you believed for nothing.*

*I passed on to you what I received. And this was the most important: that Christ died for our sins, as the Scriptures say; that he was buried and was raised to life on the third day as the Scriptures say; and that he showed himself to Peter and then to the twelve apostles. After that, Jesus showed himself to more than 500 of the believers at the same time. Most of them are still living today. But some have died. Then Jesus showed himself to James and later to all the apostles. Last of all he showed himself to me—as to a person not born at the normal time.*

Scripture quotations are taken from the International Children's Bible®, copyright © 1986, 1988, 1999, 2015 by Tommy Nelson. Used by permission.

**Ideas to Retell/Explore the Story**

**Pass it on Easter story**

*In Paul's letter he reminds us that Jesus appeared to one person (Mary), then a few (on the road to Emmaus), and then even more (in the upper room). Jesus appeared to many people after his resurrection, the story got bigger as more and more people heard about his resurrection.*

*This activity will help us to explore that sense of a growing story together. There are a few suggestions to explore.*

**Pass the parcel story telling**

*Wrap a pass the parcel game with little Easter treats inside. Explain that, instead of music, you will be reading the Easter story (choose an appropriate version for your family or group). The activity is simple: you will read the story and each time you stop reading, the parcel stops moving and a layer is opened. Decide the natural pause points in your story beforehand. You could even place a Lego block in each layer (or something similar) with a word on each block. As the game continues you, could build up the Lego wall to show the sentence e.g. Jesus is not Dead, he is alive, go and tell others.*

### ***It's true, I've seen it!***

*This activity plays with the idea that we sometimes only believe something if we have seen it. Have a stack of fascinating situations (a few are given as suggestions) and take it in turns to choose one and read it out. Then, anyone who has seen it, shouts out "That's true I have seen it!" If no one can say this, you can also ask if anyone knows anyone who has seen it. If there are no witnesses in the room, then declare that it can't be true as no one has seen it.*

*This will cause lots of giggles and debating. Encourage the group to explore whether we can believe things we haven't seen. The final slip of paper can read Jesus died and rose from the dead three days later. No one in the group will have seen it or know anyone who has seen it; does this mean we can't believe it? Revisit the passage and see how many people saw Jesus alive again. Remind the group that Jesus said "Blessed is the person who has not seen and still believes". I wonder what this means.*

*Statements to use:*

*Did you know that the male seahorse carries the babies in his pouch before releasing them?*

*They say that sometimes the sun is covered by the moon, it's called an eclipse.*

*They say that men have actually walked on the moon.*


*They say that sometimes it rains so hard that this area floods.*

*They say that when the Queen was crowned, people lined the streets and had street parties.*

*Perhaps the group could offer other suggestions of amazing things.....*

### **Modern Parables**

*A modern storybook exploring the same themes*



**Pass it on** – by Sophy Henn

<https://www.youtube.com/watch?v=R3K6KSBmXuY>

*A simple story about the importance of passing on amazing experiences and sharing happiness and joy.*



### **Table Top Discussions**

*Each day over a mealtime, have a quick conversation. Here are a few questions to get you going:*

- *I wonder why Jesus showed himself to so many people when he came back from the dead?*
- *What difference does it make to your life, that Jesus is alive?*
- *Have you ever felt God's love through someone else? Share your stories together.*
- *If Jesus was to stand right in front of you, in the flesh, right now, what would you want to say to him?*
- *Who can you pass God's love to this week and how?*



## What's in the box?

What treasures can you find to put in the box for your little ones to explore?

Perhaps older children could help find the things.



Use a box or a bag to hold the treasures and encourage any little ones to explore what's in the box/bag each week to go with the Bible story.



A microphone or pretend microphone or cone of card to use as a loudhailer

Something with rainbow colours for God's promise



A letter in an envelope



A happy face and sad face, maybe on opposite sides of a paper plate or spoon



A toy to represent Jesus



A toy telephone, if you have one, or yoghurt pots with a string, or cardboard box made to look like a mobile



## Pray Together

### Easter Prayer Trail

*You do not have to print the attached picture (See Template) you could just make a list of the things to find. This does not have to be done as one single activity, you could make it last for as long as you wish.*



*We can see examples of all Jesus teaches us everywhere – as you find the items on the list or in the picture, let's stop and think a little deeper.*

**Blossom-** thank you Jesus for life returning to our communities in Spring.

**Flowers-** bring us colour, cheering us up even on a wet day.

**Birds-** thank you for the songs from birds big and small. Help us to be mindful that you are everywhere around us.

**Chicks and eggs-** the chicks symbolise new life and we may see eggs in the shops or in our homes. We are thankful that you are with us throughout our lives.

**Twigs-** choose a few twigs and see if you can make them into a cross, a sign and reminder of all Jesus did for us.

**Pebble or flat stone-** we remember the stone that was rolled away from the tomb, a symbol of God's power.

**Sunshine-** thank you for warm sunny days, reminding us that you are alive and surround us with your love.

**Park or garden-** we celebrate with our friends and family this Easter time, that Jesus is alive and with us all Hallelujah!

Amen





## Pray Together

### Easter Egg Prayers

*You will need: a hollow chocolate egg*



Look at the closed egg. Think about the tomb where Jesus' friends put his body after he had died. Now open the two halves and think about the empty tomb.

The tomb was empty and Jesus alive - who do you want to pass the good news on to? Talk to God about the people you would like to share the good news with. Perhaps someone who is worried or lonely or feeling poorly.

Break one half of the egg into pieces and put them into the other half. Now pass the egg around and invite others to take a piece and pass it to someone else saying 'Jesus is alive'.

*A prayer to say with a hollow egg*

*Dear God, thank you for Easter Day.  
for raising Jesus from the dead.*

***The tomb was empty, Jesus is alive!***

*Thank you, for loving us so much through Jesus.  
for giving us hope and a new start.*

***The tomb was empty, Jesus is alive!***

*Thank you, for giving us a message of love to share  
with others.*

***The tomb was empty, Jesus is alive!***

***Amen***





## Pray Together

### Hands

Throughout the Easter story we see different images of Jesus' hands; breaking bread, washing feet, praying, and praising. As we think about passing on the message of Jesus' resurrection, take some time to look at your own hands.

Find a comfy spot and sit quietly looking at your hands, thinking about how you have used your hands to help and be kind to others. Ask God to help you to use your hands to be like Jesus.



You could draw round your hands and write your prayer on them and then put them somewhere to remind you.



### Prayer

Thank you, God, for hands.  
Hands to hold, hands to wave,  
hands that pray, hands that help.

We offer our hands to you and all who need them.

Help us to use our hands to show kindness,  
patience, and love.

May our hands be like your hands.

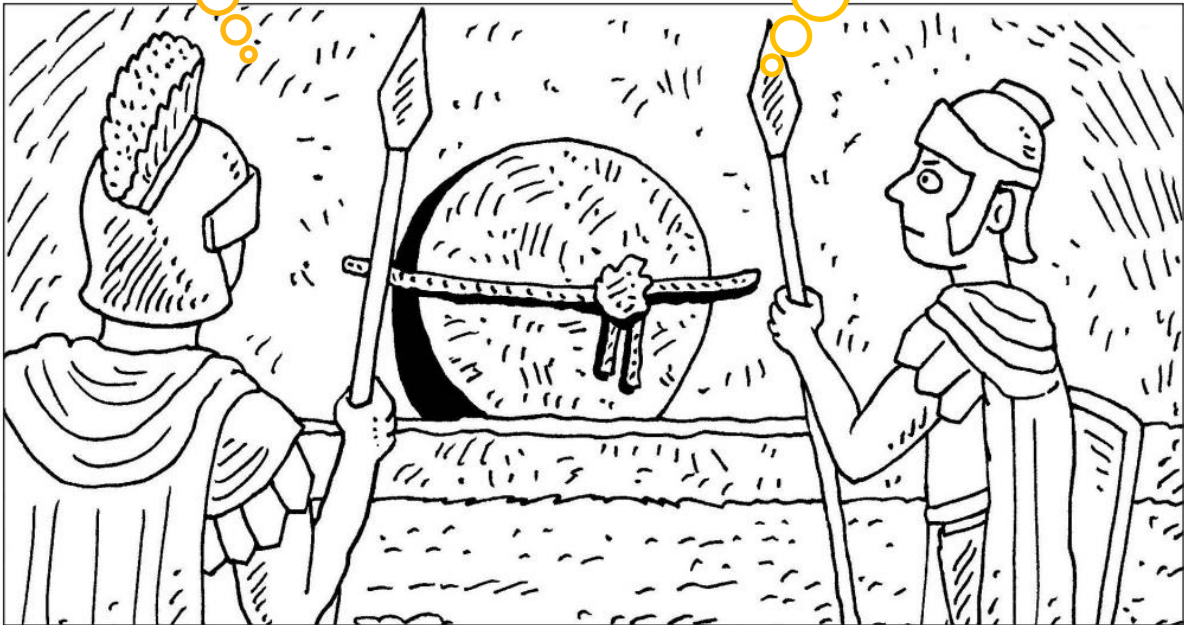
Amen



*I wonder what  
difference it makes to  
know Jesus is alive?*

*I wonder how you  
got the message  
about Jesus?*

*I wonder what the  
soldiers guarding the  
tomb thought when they  
discovered Jesus was not  
there?*



*I wonder what different  
ways there are to get to  
know Jesus?*

*I wonder whether Paul felt  
any less a Christian  
because he never met  
Jesus in person?*



## To Do Together...

### **Easter Windows and displays**

**You will need:** A large piece of paper  
Coloured paper  
Flowers or other items to create your display

#### **What you do:**

Think about the message you want to pass on.

Create a window display or an outside display which will be seen as people pass by.

Here are some ideas:

- Letters displayed in boxes or squares to create a colourful message.
- Pictures or words which tell the Easter story to the world.
- A cross display which reflects the message of Easter.

This week we are thinking about how the Easter message gets passed on and grows and grows until lots of people share it.

I wonder who will see your message and what difference it will make to them?







To Do Together...




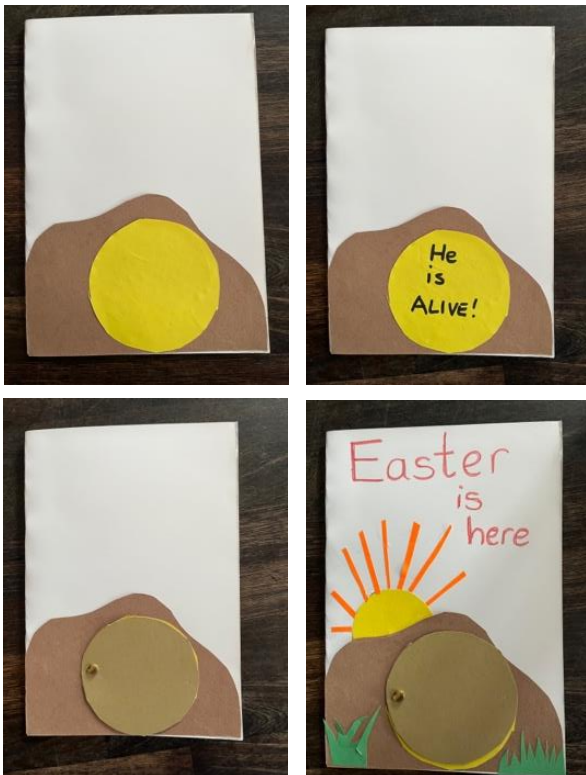
**Easter Cards**

**You will need:** Card  
Some paper to decorate it  
A split pin

**What you do:**

Create an Easter Card to give to someone with a hidden message which can be revealed to them, just as the Easter message has been revealed to people in different ways for many years.

You can use a split pin to reveal a message or cut a hole out of the front of the card and cover it over so that it is revealed by lifting the flap. Or maybe you can find other ways of having a message revealed and being passed on.





## To Do Together...

### Celebration Cupcakes

#### You will need:

A sponge recipe or a bought sponge mix  
Some icing or frosting  
Some eggs or cake decorations to decorate them  
Some nice cupcake cases.



#### What you do:

Make your cakes using the recipe or the bought sponge mix.  
Decorate them any way you wish, using frosting and decorations.  
Make them extra special adding gold eggs or even little flags with the message 'Christ Is Risen' or 'God Loves you'.

Now pass them on to someone else, remembering how the message of God's love at Easter has been passed on for over 2000 years.



#### Chocolate sponge recipe

Ingredients: 200g golden caster sugar  
200g unsalted butter, softened plus extra for the tins  
4 large eggs  
200g self-raising flour  
2 tbsp cocoa powder  
1 tsp baking powder  
½ tsp vanilla extract  
2 tbsp milk

Heat oven to 190C/170C fan/gas 5.

Place cupcake cases into a muffin tray.

In a large bowl, beat together 200g golden caster sugar, 200g softened unsalted butter, 4 large eggs, 200g self-raising flour, 2 tbsp cocoa powder, 1 tsp baking powder, ½ tsp vanilla extract, 2 tbsp milk and a pinch of salt until pale.

Divide the mixture between the cases. Bake for 15-18 mins or until a skewer inserted into the centre of the cake comes out clean.

Leave to cool in the tin for 10 mins, then place onto a wire rack to cool completely before decorating.





# Walking the Way

Living the life of Jesus today

**Our Walking the Way  
Challenge this time is...**

## Everyday Faith:

*As disciples of Jesus, we share God's light and love everywhere we go. Set a family challenge for the week, to take Jesus out into your community and encourage others to pass it on. Make some small cards together with this simple message: You have just encountered Jesus' Love, Pass it on! Be proactive this week, watch for opportunities to do things for others, they don't have to be huge grand gestures, simple things are fine. You could help someone with their shopping bags, or sit with someone alone in the playground, you could take a colleague a cup of tea. Whatever you decide to do, after you have done it, hand the recipient one of your cards and move on. I wonder how many people you will reach with God's love and how many will pass it on?*

## Scrapbooking:

*Did you get any Easter cards this year? Perhaps you could make one for each other. Add these to your scrapbook as a reminder that Jesus is Alive.*

## Take it Further:

*If you want some more ideas, why not look at last year's resource*

[https://urc.org.uk/wp-content/uploads/1638/09/Families on Faith Adventures - Week 52 -](https://urc.org.uk/wp-content/uploads/1638/09/Families_on_Faith_Adventures_-_Week_52_-_Journey_to_Easter_Holy_Week_.pdf)

[Journey to Easter Holy Week .pdf](https://urc.org.uk/wp-content/uploads/1638/09/Families_on_Faith_Adventures_-_Week_52_-_Journey_to_Easter_Holy_Week_.pdf)

*It takes you through the events of Holy Week, the week leading up to Easter, right up to the last section which is "Drop in on the resurrection".*



### **Adventurers Go!**

*You've shared together, now share with us!*

*Why not send photos of your crafts, your treasure boxes, your Walking the Way challenges - or dress up to make a tableau of the Big Story and take a photo to send in.*

Email your photos to: [lorraine.webb@urc.org.uk](mailto:lorraine.webb@urc.org.uk)  
with parental permission for them to be used in publicity and online URC social media.

Alternatively, share them on our Facebook page  
<https://www.facebook.com/URCchildren.and.youth/>

Remember you can find more resources on our website:  
<https://urc.org.uk/resources-for-children-and-youth>

*Created for you by Nicola Grieves (Eastern Synod), Judy Harris (National Synod of Wales), Hannah Middleton (Northern Synod), Philip Ray (Wessex Synod, North), Lorraine Webb (Programme Officer for CYW), and Ruth White (Wessex Synod, South) on behalf of the CYDO+ and Children's and Youth Work team and Pilots.*







Templates

Easter prayer Trail.

