

Pilots Worship Material 2017

Feasts & Festivals



Written by: Ruth White with help from
Wessex Synod Children's Forum (Children Speaking Aloud)

Edited by: Simon Peters and Soo Webster

Graphics by: Gareth Jones

With thanks to: Chris Tweed



The
United
Reformed
Church

Introduction



Contents

2	3	Introduction, Aims and How to Use These Materials
	5	Session One -Time to Celebrate
	8	Session Two - Time to be Together
	11	Session Three - Time to Remember
	14	Session Four - Time to Feast
	17	Leading Worship
	18	Additional Resources

Introduction

What are your favourite Feasts and Festivals?

Feasts and festivals have been part of the life and culture of many nations, including the United Kingdom, for hundreds of years.

In the days of our ancestors, pagan festivals were celebrated. As time moved on, these points in the calendar became Christian festivals such as Easter and Christmas.

Imagine a world without the internet, mobile phones, radio and television. How would you know what was going on? Feast days and festivals were the internet, the radio, the television, bringing news and keeping communities in touch with each other.

Today, festivals still bring people together to share common interests (eg Jazz, Rock, Pop, Drama and Food). Festivals can be local, national and international.

Festivals are uniting events!

There are many stories in the Bible about festivals, food and eating. The Old Testament evidences many of the Jewish festivals, which are part of our heritage as Christians. The New Testament explores the life, work and lessons of Jesus, which are celebrated through the Christian festivals we enjoy today.

Festivals and food play an important part in exploring our understanding of faith, as well as living our faith in the world around us.

At the back of these materials is a 'Festival Pie' detailing the names and dates of different feasts and festivals from religious traditions around the globe. What can you find out about them? Are there any events or gatherings to mark these feasts and festivals in your local area? This could offer a great opportunity to look at a different religious tradition each month, or to come together with others in our communities to share each other's festivals. Whatever you decide to do, be creative, have fun and celebrate!

Aims

All of the sessions, ideas and activities contained in these materials are designed to help Pilots in the preparation of a worship service, which they are encouraged to organise and lead in their local church. In addition, these materials aim to:

- give Pilots the chance to explore the theme more deeply
- look at stories in both the Old and New Testaments of the Bible
- help Pilots get to know each other and to know God better
- give everyone the chance to worship together and pray with and for each other

These materials contain resources which can be used:

- as part of your normal Pilots programme
- at a local weekend Pilots Camp
- as a theme for a Pilots Away Day

There is enough material within this resource for several sessions, each focusing on different aspects of the theme.

Please remember that this resource is here to offer suggestions and you should feel free to use your own ideas or re-shape the ones presented here. You may wish to re-organise the material in a way that better suits your Pilots, their ages and interests. It is hoped that, through their understanding of the theme, Pilots and their leaders will feel empowered to lead others in worship.



Feasts & Festivals
**The United
Reformed Church**

Introduction

How to Use These Materials

This resource has been designed to run alongside your existing programme. It is for you to decide how best to use it in your own context and how to best to help your Pilots to reach a point of feeling comfortable enough to lead worship.

Be aware of:

- whether or not your Pilots regularly lead or participate in worship
- your Pilots' level of familiarity and comfort in your church's worship area
- your Pilots' confidence levels in leading and facilitating worship

Your understanding of these three points will help you plan the time-scale needed to prepare for the worship. Be fair to yourselves as leaders and offer your Pilots the best environment for learning and growing.

Before working on the material in the sessions, spend some time thinking about the worship. Begin by thinking about why it is that this experience of worship is going to be shared. What does it hope to achieve? What will this worship do for those who join in as well as those who will lead it? If you can answer these types of questions, then you will be in a much better place to decide what you would like to do during worship.

Once you have an idea of the context in which your worship will take place and what you hope will happen as a result of it, consider some of the more practical aspects about what you'd like to include specifically in your worship, such as:

- a drama
- a script for a sketch written by Pilots
- dramatised Bible readings
- prayers written by Pilots
- a new hymn to teach or old hymn to learn
- a display of artwork created by Pilots

Whatever content is chosen for worship, preparation time will need to be incorporated into your weekly session programme. The Notes on Planning Worship section will give more guidance on this. The 'Additional Resources' section, towards the rear of these materials,

provides suggestions for hymns and songs, additional Bible readings to explore and materials to consider using. Where there is a direct relationship with the session theme, some of the above are identified in the individual sessions.

It is suggested that you use the material with a 'pick 'n' mix' approach, using enough theme material for the Pilots to really get to grips with the concept but also keeping a flexibility depending on their abilities and interests. The suggestions given in this resource may trigger other thoughts and ideas on the theme so use them as you see fit. It is always good to play to strengths. Involve your Pilots in the planning of the worship and the structuring of the theme work where appropriate. Voyagers and Navigators in particular will enjoy the involvement.

Remember, you don't have to do it all!

Format of the Materials

Each session is set out as follows:

Leader's Information - A brief introduction to the content covered in the section

Gathering Activity - A short activity or discussion to get the group going

Whole Group Activity - A whole group activity or discussion to open up the topic

Reading the word - Explore Bible stories together and think about what God might be saying to us through Scripture

Games - A chance to move around and play, exploring the theme in fresh ways

Craft - Get creative about the topic of the session with things to do and make

Prayer - Ideas for enabling creative prayer in the group

Voyagers and Navigators - Some ideas for older Pilots to explore

Something Different - A challenge to do something you might not normally do in relation to the topic in question

Session One : Time to Celebrate



Leaders' Information

All faith traditions have their own special times and rituals to celebrate important values, stories, memories, heritage and principles. Many of these aim to celebrate the same things, especially love, peace and justice. This session explores some of the most important and well known festivals in the Christian tradition: Christmas (including Advent and Epiphany); Easter; Pentecost; and Harvest. These are all festivals which provide the rhythm to the Christian year.

Gathering Activity

What does the word 'festival' mean? For some, it means a big gathering or party. For others, it means an event or concert. For others yet, it involves certain rituals or practices being repeated in order to mark something important.

Talk with the Pilots about the different ideas of what 'festival' might mean.

Encourage the Pilots to draw or write about a festival that's important to them. It could be something like Christmas, their birthday, a family gathering, Greenbelt...the list goes on. Place all of the Pilots' festivals into a timeline, including the Christian festivals mentioned above, to show where each one comes in the year.

Whole Group Activity

Before the session, fill boxes with information, symbols and resources associated with the different Christian festivals mentioned above. Make the boxes look like presents.

During the session, ask each Pilot to open a present in turn, figuring out what the festival is and why each item in the box relates to the festival in question.

Session One : Time to Celebrate

Encourage Pilots to think of the Christian significance of the festivals as well as any secular significance they may have built up (eg why are Christmas trees and Easter eggs significant to Christians?).

Read the word

Explore some of these Bible verses together:

Advent: Isaiah 9:2-9 and 40

Christmas: Luke 1:26-38

Epiphany: Matthew 2:1-12

Harvest: 2 Corinthians 9:10-12

Easter: Mark 14:12-26

Pentecost: Acts 2:1-13

Each of these passages contains an account, story or instruction related to the festival in question. Encourage Pilots to think about what the connection between each reading and the festival might be. What different lessons, symbols or tasks stand out to Pilots? Does reading these verses change their view of these festivals and how they should be celebrated?



Games

Port, Starboard, Festival – Ask the Pilots to run around the hall, carrying out the following actions when the corresponding instructions are called:

- Christmas - fold your arms in front of you, like you're holding a baby, and say 'It's a boy!'
- Easter - make a cross shape with your body
- Pentecost - stand tall and put your hands on your head, wagging your fingers like a flame. Say 'hello' in a different language to your own (eg Bonjour, Goede Middag, Ahoj...)
- Advent - Run to the left
- Ascension - Bend your knees and rise up slowly saying 'Going up!'
- Epiphany - Form groups of three
- Harvest - Jump and shout 'Thank you!'
- Lent - Run to the right
- Festival - Do a crazy dance

Balloon Crazy – Blow up balloons prior to this game. In small groups, challenge Pilots to attach as many balloons as possible to one member of the team. They can use static electricity, put the balloons in between fingers, toes, teeth etc. and even fill their clothes with the balloons (with permission). The team to secure the highest number of balloons to their chosen teammate wins.

Crafts

Festival Flags/Banners – Challenge the group to design large flags or banners to display in the church sanctuary or meeting space during the year. Each one could represent a different Christian festival.

Flexangles – Encourage Pilots make a 'flexangle', a clever little interchangeable triangle which celebrates four of the Christian festivals. A template and instructions can be found in the additional resources section. It takes a little bit of practice to put them together, but it's well worth it.

Session One : Time to Celebrate

Prayer

Bunting Prayers – Ask Pilots to write or draw their prayers onto large triangle shapes (either fabric or paper) and bring them all together to form bunting. Hang them in the church sanctuary or meeting space as your 'AMEN'.

Party Popper Amen – Ask Pilots to stand in a circle, aiming party poppers into the air. Have Pilots take it in turns to shout out a one-sentence prayer of celebration or thanks and pull their popper as they shout 'AMEN', or wait until everyone has shared their prayer before pulling all the poppers at the end as a large 'AMEN'.

Voyagers and Navigators

Encourage older Pilots to explore some of the feasts and festivals in the Festival Pie at the back of these resources. What similarities are there in the types of things which are celebrated? How does the Christian celebration of Communion, for example, relate to the Jewish Passover? Or Lent to Ramadan?

It doesn't take much to see that people of all faiths celebrate the same values. What unique qualities does Christianity bring to the feast table?

Something different

Why not run a 'festival in a day' for the whole community? Perhaps you could aim to celebrate every Christian festival in the course of one day, either with 'zones' for each festival, or celebrating a different festival every hour. Perhaps you could run a festival from another faith or choose one Christian festival and explore how it is celebrated around the world. See what creative ideas you can come up with.



Session Two : Time to be Together



Leaders' Information

8 Feasts and festivals are known for bringing people together for one shared purpose. They break down barriers and allow people of all ages, backgrounds and status to look to each other as they enjoy themselves whilst reflecting on the reason for the celebration. What is it about feasts and festivals which brings people together? Is it simply the reason behind them, or are there other things which attract people to them? In that sense, are feasts and festivals like church life? Could Church, indeed, be described as a feast or festival? This session will help Pilots to explore these questions.

Gathering activity

Turn your Pilots session into a festival! Decide what it is you want to celebrate or what the focus of your evening will be and use these, as a whole group, to decide what would be needed to create a festival worth being a part of.

Perhaps you could have a festival sign at the entrance, lively music playing in the background, refreshments such as ice cream, candy floss or burgers on offer, glow sticks or flags waving.

Activities might include hula hooping, circus skills, face painting, hair braiding and so on.

Encourage the Pilots to use what they learned in the first session to think about what makes a good festival that is welcoming and accessible to all.

Session Two : Time to be Together

Whole Group Activity

Once Pilots have had a chance to explore what festivals are and how to make one of their own, encourage the group to think about the similarities between festivals and church life.

Ask Pilots to create a list or chart of the things which festivals and Church have in common. These might include the idea that all are welcome, there are things to celebrate, a common aim or goal, a sense of community, support and comfort for those who are part of them, etc.

When people take part in festivals they tend to want to be with likeminded people who share something in common. They want to spend time with others and have fun together. They want to dance and celebrate. When they leave the festival they know that they have been somewhere where they felt a sense of belonging, and they look forward to coming back again soon. This is how Church should be too. One family, one people, coming together with one purpose, to worship and serve God, and wanting to return for more. The Church is not the building, but the people.

Read the Word

Explore some of these Bible verses together:

1 Corinthians 14:26

Colossians 3:16

Ephesians 2:20-22

When read as one, these passages remind us that everyone brings something unique to the table when it comes to serving God. We are not all the same, but when we come together in worship, we become part of something much bigger than ourselves. In this way, we become like one, united body, celebrating Jesus, who gives us a shining example of the kindness and compassion we need to strive towards.

What do Pilots think about these passages? How will they affect the way in which they approach worship, festivals and celebrations in future?

Games

Human Structures – Challenge the Pilots to work in teams to make different shapes and structures with their bodies. Call out things such as ‘car’, ‘boat’, ‘house’, etc. Perhaps the final one could be ‘Church’.

Relay ‘Build a Church’ – Create a model of a church with large building blocks. Set up a pile of the same building blocks at one end of the meeting space. In teams, ask Pilots to take it in turns to run over to the pile, collect a brick and bring it back to their team. The first team to build a replica of the original model wins.

Zip Zap Peace – Ask Pilots to stand in a circle. One Pilot starts by pointing to the Pilot on their left and saying ‘Peace be with you’. That Pilot, in turn, then points to the Pilot on their left and says ‘Peace be with you’. This continues around the circle until a Pilot decides to turn back to the person who said ‘Peace be with you’ and says ‘also with you.’ When this happens, the ‘peace’ needs to be passed in opposite direction round the circle. If a Pilot points to another Pilot at the other side of the circle and says ‘I’m busy’, then the Pilot at the other side of the circle must pass the ‘peace’ to the person on their left and so the game continues. This game is fun to play at speed.



9

Session Two : Time to be Together

Crafts

Junk Box Church - Using any junk or scrap they can find (as long as it's safe to handle), challenge Pilots to build a model entitled 'Church'. Perhaps they'll focus on church as building, or maybe they'll focus on church as people...Either way, the bigger the better!

Rock Painted Church - Encourage Pilots to paint a picture of what the word 'Church' means to them on a large rock. It might be a clear image of something or a collection of different patterns, whatever expresses each individual Pilot's thoughts.

Edible Church - Using biscuits, chocolate and icing, ask Pilots to make a model entitled 'Church'. And then eat it!

Prayer

Pipe Cleaner People - Give everyone a pipe cleaner and a small piece of playdoh. Ask the Pilots to make a pipe cleaner person. As they create their pipe cleaner person, encourage them to consider who they are and how they fit into the Church. Once finished, bring all the pipe cleaner people together as an officer or leader says:

Father God,
We thank you that we all belong.
We are all part of your Church.
We believe together.
We worship together.
We pray together.
We belong together.

Help us to always remember that we are all special in your eyes and to treat each other with respect and love.

In Jesus' name,
AMEN.

Stained Glass Windows - Ask Pilots to make a stained glass window, either by painting on glass, or using coloured tissue paper, representing the things they'd like to pray for. Encourage them to think about the Church and what they'd like to see God do through it.

Parachutes - Ask the Pilots to stand in a circle, holding a parachute at the edges, at waist height. An officer or leader starts the prayer and then Pilots take it in turns to shout out what they want to say to God in a sentence. After each sentence, the group lifts the parachute up high and down again whilst saying, 'We lift our prayers to you'. After the officer or leader finishes the prayer, Pilots lift the parachute and shout 'AMEN', letting go of the parachute and running underneath as it floats down.

Voyagers and Navigators

Have older Pilots ever been to or considered going as a group to a festival? Why not consider organising a group of Voyagers and Navigators to attend a Christian Festival such as Greenbelt or Spring Harvest? Advice on organising such trips can be found in The Compass or by contacting the Pilots Desk.

Something Different

Having organised their own festival during this Pilots session, why not ask Pilots to organise a festival for the whole local church? They would share what they've learned about the similarities between church life and festivals with other members of the congregation, sharing the joy around!



Session Three : Time to Remember



Leaders' Information

Stories are a vital part of being human. Feasts and festivals give us valuable opportunities to explore stories of people, events, wisdom and faith together. It is important, in celebrating feasts and festivals, to share stories in meaningful and accessible ways for new audiences and generations, for though stories may remain the same, people's understanding of them can change over time. This session will look at the stories, thinking about what it means for Pilots to celebrate and share stories and what we can do to make sure stories live on for new generations to enjoy.

Gathering activity

Give each Pilot a piece of string or wool, cut to significantly different lengths. Pilots take it in turns to tell a story. They can tell any story, as long it's about them and their life. Perhaps Pilots could share a story about what they've been doing today, or about a holiday they enjoyed, or perhaps a summary of their life story. As Pilots share their story, ask them to wrap their piece of string around their finger. Pilots are only allowed to speak for as long as they're wrapping their string. Every story will be different. Some will be long and some will be short, but the different lengths of string will not allow every Pilot to share their story in the way they would perhaps like to. Remind Pilots that, when we're listening to others, we need to give everyone an equal chance to share their story or viewpoint, otherwise we could miss out on something very important or useful.

Session Three : Time to Remember

Whole Group Activity

Ask Pilots to choose a story which they think has an important message to share. Perhaps Pilots will pick a parable or fable such as 'The Lost Sheep' or the 'Tortoise and the Hare', or maybe they would prefer a real story, such as that of John Williams. Why is the story they have picked so important? Why should others be interested in it?

Encourage Pilots to think of how they might share this story in new and exciting ways, accessible to an audience of their friends and peers, Perhaps they might act the story out in a drama, or make a comic strip, paint the story, build it with building bricks, transform it into a board game...The possibilities are endless. Why not invite people from the local church or community to come and hear the story retold in new ways?

Read the Word

Explore **Deuteronomy 6:20-24** together.

In this passage, the people of God explore what they must do when their children wonder what point there is in following the ways which God sets out for humanity. Today, many people continue to wonder what the point of faith is. We put such trust in God, yet we still see such suffering and pain in the world around us. Why would God allow this to happen? How can we be sure that God's ways will lead us to a better place? The answer, says the prophet writing the book of Deuteronomy, lies in telling the whole story. When we do, we find a God who led his people out of slavery, a God who gave his people food, drink and shelter when they needed it most, a God who came to earth in the person of Jesus to offer hope, wisdom, love and salvation to all. Believing in God isn't always easy, especially with everything that goes on around us, but when we take a step back and look at the bigger picture, we see that following God's ways of kindness, righteousness and peace always lead us to a better place, in the end. We must persevere, no matter how tough the going gets!

Can Pilots remember a time in their life when they thought things weren't going so well, but everything turned out well in the end? What has this taught them? How might we help others to understand the importance of looking at the wider story before judging that something isn't good or right?

Games

Glowsticktionary – Split the Pilots into teams and give each team an identical set of cards with different festival-related items named on them (eg star, manger, cross, egg, flame, tent, balloon, dancer, etc.) along with six small, straight glowsticks and two circular bracelet glowsticks. In a darkened room, playing in teams, each Pilot takes it in turns to make or draw an item named on one of the cards in the set, with the glowsticks. Once the team correctly guesses what the Pilot is drawing, another Pilot takes a turn to draw something from another card. The team to work their way through all the cards in the fastest time, wins.

Story Obstacle Course – With Pilots in teams, place identical piles of objects, costumes or items related to a particular story at one end of the meeting space, one pile for each team. Perhaps toy farm animals, a doll and crib could represent the Christmas story, or maybe toy boats, a Bible and a sailor's hat could represent the story of John Williams, for example. Set out an identical obstacle course for each team, leading towards the team's pile of items. Challenge the Pilots to take it in turns to go through the obstacle course to retrieve an item from the pile and run back to their team. The first team to collect all the items wins.



Session Three : Time to Remember

Crafts

Story Stones – Provide a range of different sized stones and different colours of paint for Pilots to use. Encourage them to paint a representation of their favourite story, either real or fictional, with all the main characters and items painted on different stones. Perhaps Pilots could also design a box or bag to hold the stones, once dry, to carry the story around with them and share it in different places.

Model Animation – Challenge Pilots to film an animated version of their favourite story using different materials such as salt dough, plasticine, building bricks or paper models. Encourage them to plan story boards first so that everyone is clear about how the story will go. Using a whiteboard as a background could allow the Pilots to draw speech bubbles, etc. Stop-start animation might be a good method for this task, where Pilots take an image of several still shots and edit them together to give the impression of a moving picture. If animation proves too challenging, perhaps Pilots could film a live-action drama of the story instead.

Prayer

Story Sheet Prayers – Sitting in a circle, Pilots take it in turn to write 'Thank you God for...' something important to them, before folding the paper from the top to hide what they've written. They then pass the paper to the Pilot on their left to do the same, and so it goes around the circle. At the end, an officer or leader writes 'AMEN' at the bottom, unravels the paper and reads out the prayer. In this way, Pilots will have written a prayer containing things from every individual Pilot's story which, when brought together, say something much bigger. Some sentences might be the same. That's fine. This simply shows where our stories cross.

Interactive Blessing – The leader reads the following while everyone does the actions together:

[Touch your eyes] Bless my eyes, Lord that I may see more clearly.

[Touch your lips] Bless my mouth, Lord that I will always speak truthfully and tell others about you.

[Touch your ears] Bless my ears, Lord, that I may hear my own words, thoughts and feelings, and those of every person near me

[Touch your chest] Bless my heart, Lord, that I may be open to friendship and love.

[Touch your toes] Bless my feet, Lord, that I might travel each step firmly and with courage along life's path

[Everyone touches the Bible together] Bless your Word, Lord, the Good News, which is our compass on the way.

[Everyone joins hands] Bless me, Lord, and my sisters and brothers.

[Throwing hands in the air and shouting together] AMEN!

Voyagers and Navigators

Challenge older Pilots to organise a 'Festathon' for the whole company, local church or community, celebrating Christmas, Easter, Pentecost and Harvest in one day.

In the short time they would have to celebrate each festival, how would they share the story or reasons behind it in a meaningful way? What are the vital elements which couldn't be missed? What could be sacrificed? Are there small gifts or crafts which people could take away to remind them of the significance of each festival?

Something different

A number of Christian traditions, including many Orthodox and Catholic Churches celebrate saints' feast days to commemorate the life and witness of particular Christians. If this is something your local church is not used to doing, perhaps you could approach another local church in your area to learn more about these days and the stories of the saints and figures associated with them. If it is a tradition which your local church is familiar with, perhaps you could find ways to share these feasts with other churches in your area. There is much for everyone to learn and gain from each other.

Session Four : Time to Feast



Leaders' Information

14 Food. It almost needs no words. If you want people to come together, offer them food. If you want to turn a good time into a great time, have food. At the centre of every celebration, you can usually find food. When people meet together, or want to talk about important topics, they'll often do so over food. This session explores the importance of food in celebrating feasts and festivals, reminding us that all are invited to the banquet of God and that sitting down to eat with Jesus can be a life changing experience!

Gathering activity

Ask Pilots, in a circle, to take turns saying 'If I were a food, I would be...' a food of their choice. Ask them to make the shape of their chosen food with their body. If you wish to make the game longer, as Pilots take their turn, ask them to list the foods mentioned previously, with related actions before sharing their own.

Whole Group Activity

Challenge Pilots to fill a picnic basket with thoughts, prayers, drawings and other items which reflect some of the stories of Jesus and food in the Bible. These stories of Jesus give us much 'food for thought'. In filling the picnic basket, Pilots will create a 'meal' of wisdom, feelings, hopes and dreams.

Pilots might, for example, put a tree branch in the basket to remember Jesus visiting Zacchaeus (Luke 19:1-10), paper cut-out fish to remember the feeding of the 5,000 (Mark 6:30-44) or their own drawings of Leonardo DaVinci's famous painting to remember The Last Supper (Luke 22:7-38) and so on.

Session Four : Time to Feast

Read the word

Explore **Numbers 10:8-10** and **Revelation 3:20** together.

These passages remind us that eating together isn't just about enjoying good grub. It can also give great sustenance to our souls. Numbers, a book of the Bible concerned very much with statistics and strong reasoning, reminds us that feasts, festivals and eating can help us to keep a focus on the things that really matter, the love, calling and gifts of God, things which allow us to live life to the full, reaching our full potential and making the world a better place. However, with all that delicious food sitting around, it's all too easy for us to get caught up in the swing of the party, forgetting to focus on the reason why we came together to celebrate in the first place! Revelation, a book concerned with what the future will look like if people fail to listen to God's call for us to be kind, righteousness and peaceful people, reminds us that God stands at the door of our hearts and knocks. It is up to us whether to let God in or not. Do we want to simply enjoy ourselves and stuff our faces, or do we want something much more fulfilling, exciting and deeper? God is waiting to come in. How will Pilots respond?

Games

Pass the Banana – In teams, Pilots lie on the floor in a straight line, feet to head. The Pilot at the back of the group has a banana between their feet, which they pass over their head to the feet of the next Pilot in the group. The team to successfully transport the banana from one end of their team to the other, wins, or, once the banana reaches the other end of the team, the Pilots at the back could run to the front and keep the game going until the teams reach the opposite end of the meeting space.

Farmyard Fun – Split Pilots into different teams. Give each team the name of a farm animal which makes a distinctive noise (eg sheep, cows, chickens, etc.). One Pilot in each team will be the farmer and the others will be the chosen animals. Before the game starts, hide wrapped sweets around the meeting space. The farmer must collect as many of the sweets as possible. However, the animals must be the ones to find the sweets and show the farmer where to find them.

When an animal finds a sweet, they must stand beside it, looking at the sweet, making their animal sound as loudly as possible to attract the farmer. More than one type of animal can stand beside one sweet at a time, which makes it more interesting and keeps the farmers on their toes! The team to collect the most sweets wins, but everyone gets to keep their crop. This is a good game to play outside as, before the game starts, the sweets can be scattered across a field or large grassy area.

Crafts

Edible stories – Challenge Pilots to create scenes from various stories and festivals which they can then eat together. Try to use as many different foods as possible as long as they can be eaten by all Pilots present (remember to check allergies).

Fruity People – Provide Pilots with assorted fruits and vegetables, along with items such as cocktail sticks, googly eyes, stick-on smiles, etc. Challenge Pilots to create a scene from a festival or story, making the main characters and any related props out of the fruit, vegetables and other items provided.



Session Four : Time to Feast

Prayer

Tablecloth Prayers – Cover a table with disposable banqueting roll. When we come to share food at a table like this one, we also share ideas, thoughts and feelings. Encourage Pilots to cover the table with their prayers, either written or drawn. Try to make the presentation as bright and colourful as possible. The Pilots now have a visual reminder of the diverse desires, hopes and dreams which we share together in feasts and festivals. Next time they sit down at a table for a meal, ask Pilots to remember this activity.

Chocolate Prayers – Give each Pilot two pieces of chocolate (one piece of dark chocolate and one piece of milk or white chocolate), remembering to check allergies. Alternatives can be used as long as there is both a bitter and sweet item for Pilots to taste.

As Pilots eat the bitter, dark chocolate, an officer or leader says:

Lord, as we taste this bitter chocolate, we think about all that is difficult and bitter in the world. We think about those who are not happy, for those who live difficult lives. We think of those who may not have enough food or a safe place to live. We think of the things that we have done wrong, that might have hurt others. But as the bitter chocolate in our mouth melts and disappears, we remember that these sad times will also pass and we trust in you for things to get better. We think of how much you love us and always will.

As Pilots eat the sweet milk or white chocolate, an officer or leader says:

Lord, as we taste this sweet chocolate, we think about all that is good and sweet in the world. We think of kindness shown to each other. We think of our families and friends who make our life better. We remember the things that make us happy and we thank you. We think of how much you love us and always will.

AMEN.

Voyagers and Navigators

Challenge older Pilots to find and follow recipes to make their favourite party or festival foods. Perhaps they could bake some cakes, make some pizza, craft their own sausage rolls, samosas...The possibilities are endless!

Something different

Why not hold a sleepover for your company with a midnight feast based around The Last Supper/ Communion? Perhaps older Pilots could make some of the foods mentioned above to share. Use this opportunity to think about what it means to truly live together in community, sharing, not only food, but gifts, talents, ideas, hopes, fears, dreams. Allow your Pilots family to learn more about each other and grow closer to one another as you celebrate and feast together.



Leading Worship

Introduction

This section focuses on using everything which Pilots have been exploring, through the sessions in these resources, to plan a worship service led by Pilots in their local church.

The sections in this resource have focussed around the theme of Feasts and Festivals. They have looked at:

Time to Celebrate

Time to Be Together

Time to Remember

Time to Feast

The theme has been explored using the Bible stories, activities, games, crafts and worship and prayer ideas. Now that your Pilots have experienced sessions on each of these sections, it's time to weave what they've been doing into a service of worship.

Work together with the Pilots to choose the content of the worship. There are guidelines at the beginning of the pack to help with both the contextual and practical elements of planning worship. This section provides a suggested Order of Service for worship. It is only a guide to help you think about the structure of worship.

This worship is all about exploring the significance of feasts and festivals, not just as an excuse to have a good time, but to remember values, principles, stories and events which sit at the heart of what it is to be human.

**And, most importantly, enjoy worship
– that's what Feasts and Festivals is
all about!**

Suggested Order of Worship

Introit (Opening Music): 'Celebration' by Kool and the Gang (<https://www.youtube.com/watch?v=3GwjfUFyY6M>)

Welcome: from the Pilots Captain

Opening Prayer: Prayer from 'Pipe Cleaner People' in Session Two Prayers

Introduction to Feasts and Festivals: written and/or delivered by Voyagers or Navigators

Time to Celebrate: Younger Pilots play a quick game of 'Balloon Crazy' from Session One Games to show the fun of festivals before Banners/Flags from Session One Crafts are presented to the congregation as a gift

Song / Hymn

Time to Be Together: Read the Word from Session Four with an emphasis on the need for community in celebrating Feasts and Festivals

Songs/ Hymn

Time to Remember: Pilots share stories in creative ways, as in Session Three, explaining the importance of making stories, especially about Jesus, accessible for new generations

Song / Hymn

Offering

Time to Feast:

Prayers: 'Table Cloth Prayers' from Session Four Prayers with explanation of significance of the exercise

Song / Hymn

Blessing: 'Interactive Blessing' from Session Three Prayers

Additional Resources

FESTIVALS FLEXIGRAM

1. Cut out the shape below around the outline
2. Crease sharply along all diagonals and across the shape folding away from the printed side (FIG 1)
3. Apply glue to the 3 tabs labelled "GLUE 1"
4. Fold the shape up (FIG 2)
5. Apply glue to the "GLUE 2" tabs and close the shape. (FIG 3)
6. Once the glue has dried a little, you should be able to flex the shape around to display 4 festivals.
7. Colour lavishly to complete.

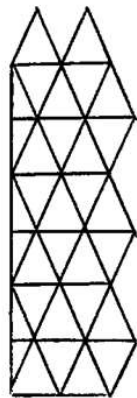


FIG 1 – fold along all these lines



FIG 2





FIG 3



Additional Resources

Books:

Mosaic: Celebrations - ISBN-13: 978-1844277971
Multi Sensory ideas for Worship - ISBN-13: 978-1842913925
Kids around the world, Celebrate - ISBN-13: 978-0471345275
Play through the Bible - ISBN-13: 978-1909559196
Bake through the Bible - ISBN-13: 978-1909559004
Whoosh Bible Drama - ISBN-13: 978-0857463807
Godly Play (<http://www.godlyplay.uk>)

Songs / Hymn suggestions:

CH – Church Hymnary
CMP – Combined Mission Praise
RS – Rejoice & Sing
SOF – Songs of Fellowship
'A place at the table' by S E Murray [CH4. 685]
'Eat this bread' Taize chant (to be repeated lots) [SOF3. 1221]
'Come all you vagabonds' by Stuart Townend [<https://www.stuarttownend.co.uk/song/vagabonds>]
'All are welcome'/'Let us build a house' by Marty Haugen [CH4.198]
'Yesterday, today and forever' ('Everlasting God') [SOF4. 1754; CMP 1222]
My Jesus my saviour [SOF2. 935; CMP 1003]
When the music fades [SOF2.1113; CMP 1016]
What a friend we have in Jesus [SOF1. 593; CMP 746; RS 413]
How deep the fathers love [SOF2. 780; CMP 988]
Let us talents and tongues employ [RS 453]
The Lord's my shepherd [SOF2.1030; CMP 1008]
'Put peace into each other's hands' by Fred Kaan [R&S. 635]
'Shout for joy! The Lord has let us feast' by John Bell [CH4. 676]

Additional Bible Readings:

The Passover (Exodus 12:1-30)
Festivals of the People of God (Leviticus 23)
The Wedding Banquet (Matthew 22:1-14)
The Great Banquet (Luke 14: 12-24)
The Wedding at Cana (John 2:1-12)
Jesus Cooks Breakfast (John 21:1-14)

Websites:

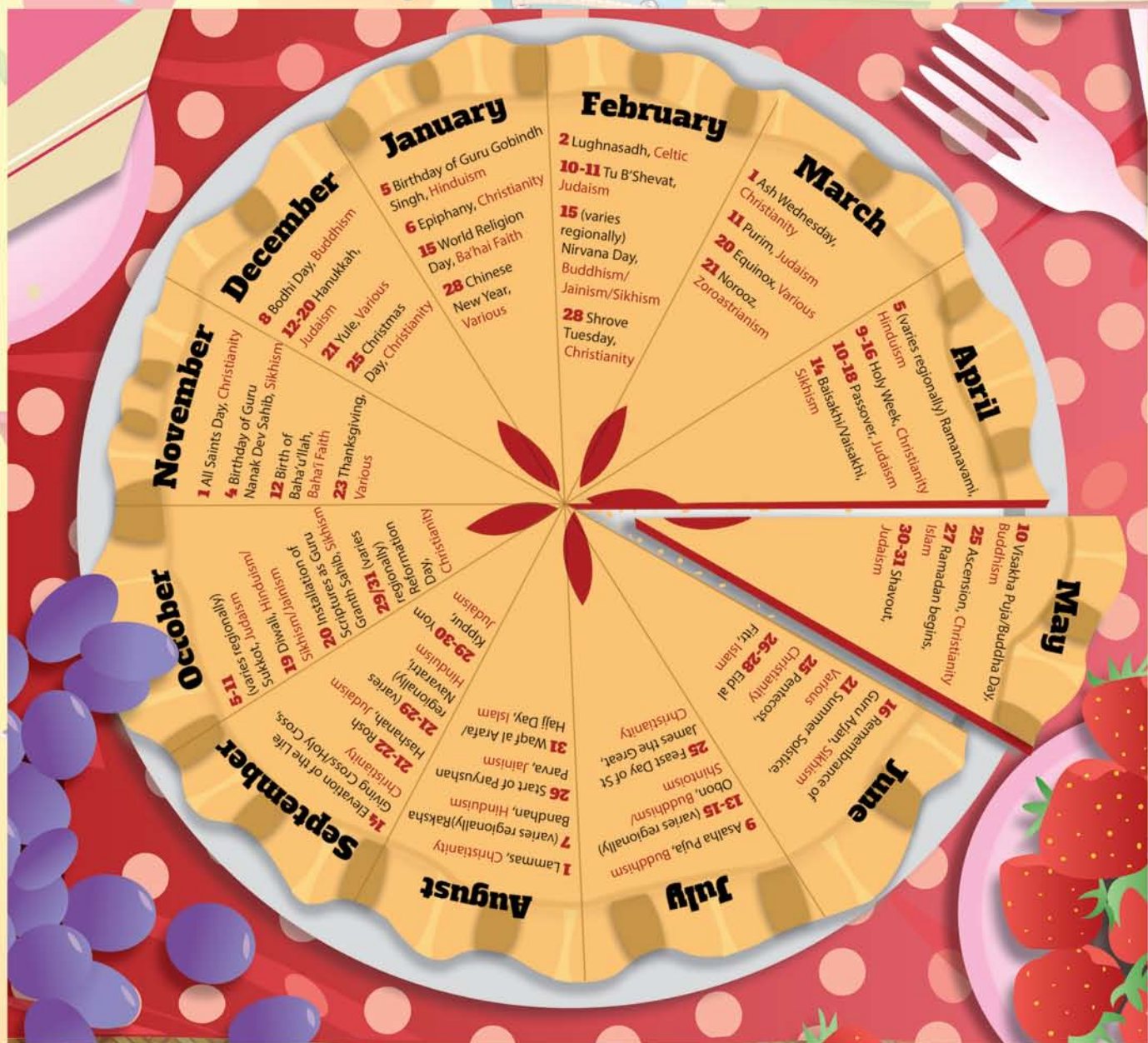
<https://www.pilots.org.uk> – for information and resources from Pilots.
<http://www.urc.org.uk/feasts-and-festivals> – for monthly resources from the URC to help churches celebrate the 'Feasts and Festivals' theme focus.
<https://www.interfaith.org.uk/resources/religious-festivals> – for information on feasts and festivals from various religious traditions involved in the Interfaith movement in the UK.
<https://uk.pinterest.com> – for a full range of feasts and festivals craft and games ideas ready to be found in this treasure trove of creative activities, tasks and resources.
<http://www.sparklebox.co.uk/topic/faiths-festivals-celebrations/#.WDcFok176pp> – for teaching resources on various feasts and festivals from different religious traditions.



19

Festival Pie - Time to Celebrate!

The pie below gives the names and dates of just a few of the feasts and festivals of some of the world's many religious traditions. What can you find out about them? Are there any events or gatherings to mark these feasts and festivals in your local area?



Pilots Worship Materials 2017 Feasts and Festivals

Produced by the Pilots Desk :: United Reformed Church House :: 86 Tavistock Place :: London :: WC1H 9RT
t: 020 7916 8637 e: pilots@urc.org.uk www.pilots.org.uk Find us on Facebook

Photocopying of all materials in this pack is permitted for use within Pilots Companies.
Written permission must be sought by all other users.