

## Welcome to Families on Faith Adventures @ Home!

*This resource has been put together for you by the United Reformed Church Children's and Youth Work team and the synod CYDOs and their equivalents.*

*We hope you will enjoy sharing a time of faith and fellowship together as a family through these stories, games, activities and prayers. They are designed as a 'pick and mix' of ways to experience God's message through the Bible, exploring what it means to you and express that in words and action. They are not linked to the lectionary but can be used in any order as we explore all the different parts of the Bible.*

*The Walking the Way challenges are one way of continuing our walk with Jesus throughout the week.*

*These ideas are designed to be intergenerational - maybe even to be shared with members of the family you can't see now except via the internet.*

*The resources are based on our non-uniformed children's groups, Friends on Faith Adventures and Pilots, but have been modified to make them suitable for all families at home.*

*These activities are planned to be used together as a family and under adult supervision. Please be aware of your family's ages and abilities as some activities may need more adult support than others. **Stay safe and have fun!***

### This week's Bible story is:

This is Me

Luke 4 verses 16 - 19



*With many varieties of activities and things to do to help explore the theme. Look out for this 'hands on' symbol.*

## Get to know your Bible

The Bible is like a library made up of 66 books written by many different people over many years.

The Old Testament books were written before Jesus was born. They are the holy stories he would have grown up hearing and reading. There are 39 of these.

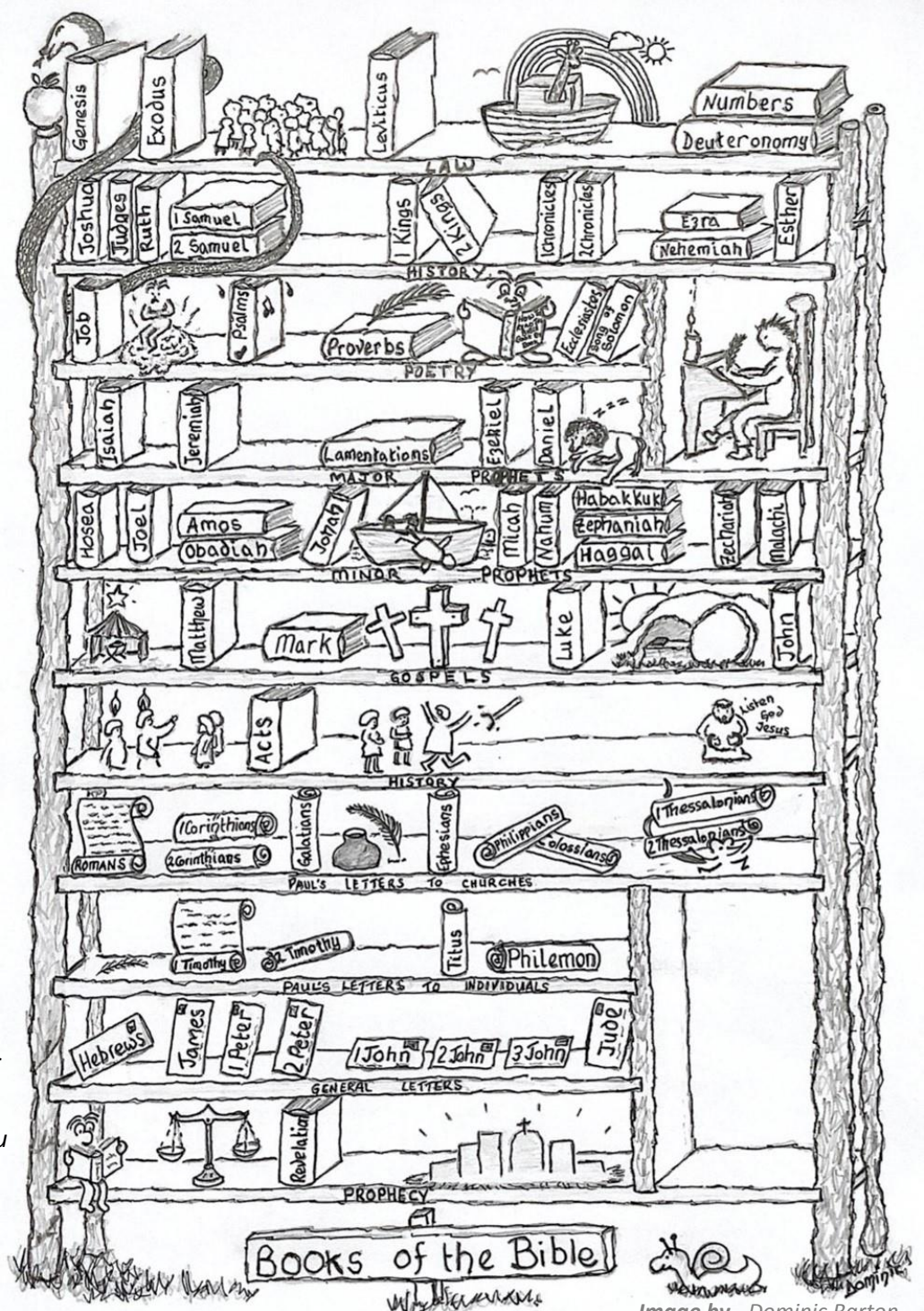
The New Testament tells us the stories of Jesus and his followers. There are 27 books in the New Testament.



Can you find and colour the book on the bookshelf that this week's story is from?

If you have a Bible, see if you can find the story in there.

You could print this out once and colour each new book on the bookshelf as you read stories from it.



### **Bible context – Luke**

The book of Luke was written around 60 AC by Luke, the doctor who became a disciple of Jesus. Luke wanted to show Jesus being with people and remind us that Jesus came as the saviour for Gentiles (non-Jewish people) as well as Jews.

In this story we hear how Jesus walks into a synagogue (Jewish place of worship and teaching) and reads a prophesy about himself from the holy scrolls. He is telling anyone listening that he is the one who has been promised and he is telling everyone why he is here. He is a man on a mission and this is his mission statement.

### **Online versions of the story**

#### **Watch and Listen**

Paper art retelling the story by Toph Majors

[https://www.youtube.com/watch?v=KBexQG9\\_Rl8](https://www.youtube.com/watch?v=KBexQG9_Rl8)

Children saying who Jesus is <https://www.youtube.com/watch?v=gH5HIPI0hRo>

Cartoon explaining why Jesus came <https://www.youtube.com/watch?v=BErLiY5xOfA>

All about Jesus by Crossroads kids <https://www.youtube.com/watch?v=dZ9LmlqwHbA>

#### **Dance and Sing**

Way maker by Kids Club <https://www.youtube.com/watch?v=0wyotu9Twko>

Give me a JESUS fabulous song <https://www.youtube.com/watch?v=9sVoS8xykm8>

What a beautiful name it is by Kids Worship

<https://www.youtube.com/watch?v=JfVfHxPIY18>

Everything I am by KWSCM <https://www.youtube.com/watch?v=n3iG1qkW9R0>

I am a CHRISTIAN very silly song <https://www.youtube.com/watch?v=kB1DloL8LiM>

### **The Story – Luke 4 v 14 - 21 (The International Children’s Bible)**

Jesus went back to Galilee with the power of the Holy Spirit. Stories about Jesus spread all through the area. He began to teach in the synagogues, and all the people praised him.

Jesus travelled to Nazareth, where he had grown up. On the Sabbath day he went to the synagogue as he always did. Jesus stood up to read. The book of Isaiah the prophet was given to him. He opened the book and found the place where this is written:

“The Spirit of the Lord is in me.

This is because God chose me to tell the Good News to the poor.

God sent me to tell the prisoners of sin that they are free,  
and to tell the blind that they can see again.

Isaiah 61:1

God sent me to free those who have been treated unfairly,

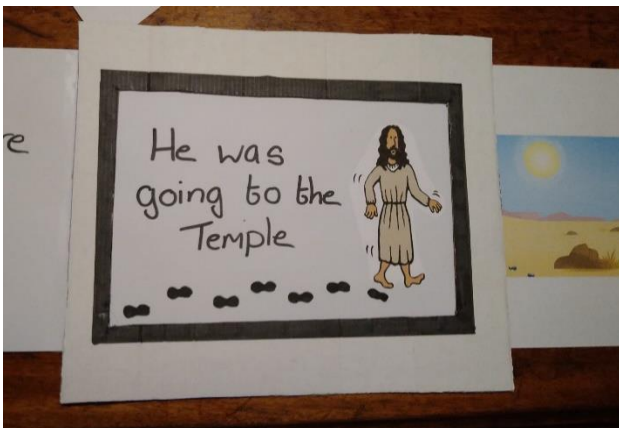
Isaiah 58:6

and to announce the time when the Lord will show kindness to his people.” Isaiah 61:2

Jesus closed the book, gave it back, and sat down. Everyone in the synagogue was watching Jesus closely. He began to speak to them. He said, “While you heard these words just now, they were coming true!”

*Scriptures quoted from the International Children’s Bible®, copyright© 1986, 1988, 1999, 2015 by Tommy Nelson. Used by permission.*

### **Ideas to Retell/Explore the Story**



#### **Scrolling Picture**

Retell the story by making a scrolling picture (instructions are in the craft section). You could all create your own stories and show them to each other in a film night. This works well online too, simply set up your picture so that it scrolls past your camera, filling the screen.

Here’s one we created:

<https://youtu.be/75kpzqN9Aaq>

#### **Loo Roll Game**

Have fun with this race game. Each person will need a toilet roll and something to put on it like a cup of water or a ball. You need as long a space as possible. All kneel on the floor at one end of the room. Your toilet roll is unrolled in front of you and there is an item at the other end. On your marks and go, everyone rolls their toilet roll to bring the item to them. First one wins. This game could also be played online in a group.

### **Mission Statement**

*In the story Jesus shares a glimpse of who he is from the holy scrolls and shares his reason or purpose for coming, his mission statement. Why not have a conversation about your family's purpose and write your own mission statement. These questions might help to get you started. What is it that you as a family can offer to those around you? What do people say is fabulous about your family? Thinking about all the individuals in your family and the abilities they have, how can these be used for others? Can you name a few things that your family might want to offer or achieve this year?*

### **Table Top Discussions**

*Each day over a mealtime, have a quick conversation. Here are a few questions to get you going.*

*Discuss your family mission statement scroll that you made. What are you going to do to achieve your goals?*

*What do you believe your gifts and talents are?*

*What do you think you will do in the future?*

*Which parts of his life do you think Jesus was looking forward to/enjoyed?*

*Is there anything you wish you had the chance to do?*





The United Reformed Church

# families on faith adventures

@ home

**What's in the box?**



What treasures can you find to put in the box for your little ones to explore?

Perhaps older children could help find the things.



Use a box or a bag to hold the treasures and encourage any little ones to explore what's in the box/bag each week to go with the Bible story.


**This week's Bible story is:**

This is Me  
Luke 4 verses 16 - 19



Something with rainbow colours for God's promise

Children's Bible



A photo of the child or children



A child's or unbreakable mirror



A toy to represent Jesus

A scroll (a piece of rolled paper with a ribbon round it, or inside a kitchen-roll tube.)



## Pray Together

### Mini Scroll Prayers

A prayer activity to do together as a family or group.



Cut up strips of paper to make mini scrolls and decorate a jar or box to keep your mini scrolls in.

Think about what God has given you the strength and gifts to do and what things that you can say or do for others. Write words or pictures on the scrolls to represent your thoughts and roll up the scrolls. Decorate a jar to put your mini scrolls in. Add all your scrolls to the jar. Take it in turns to lift out a mini scroll and read the scroll out. You could do this as you share a meal together. Join together in a prayer:



**Dear God,**

Thank you for words that people say to me:

Gentle words when I am hurting,

Kind words when I am sad,

Funny words to make me smile,

Helpful words to help me learn.

Help me remember the powerful words that  
Jesus used when he spoke in the synagogue at Nazareth.

Please help me to be like Jesus  
and use the gifts and strengths I have.

**Amen.**

*Adapted from an idea in Roots*

## Pray Together

### Scroll Lights

**You will need:** Battery tea light  
Rectangle piece of paper (A6 size)  
Felt pens  
Glue



Draw pictures and words of difficult situations and draw or write the names of people who are going through a difficult time. Wrap the paper around the light and glue the edge to make a tube.

*Jesus came to bring light into the world.*

*Ask Jesus to bring light and hope into these situations and people. Turn on the tea light and look at the light shining through the situations.*





## Pray Together

### Know that You Are.....

Read Psalm 139: 1-14

**Know that:-**

**You are beautiful**

**You are wonderfully made**

**You are created by God**

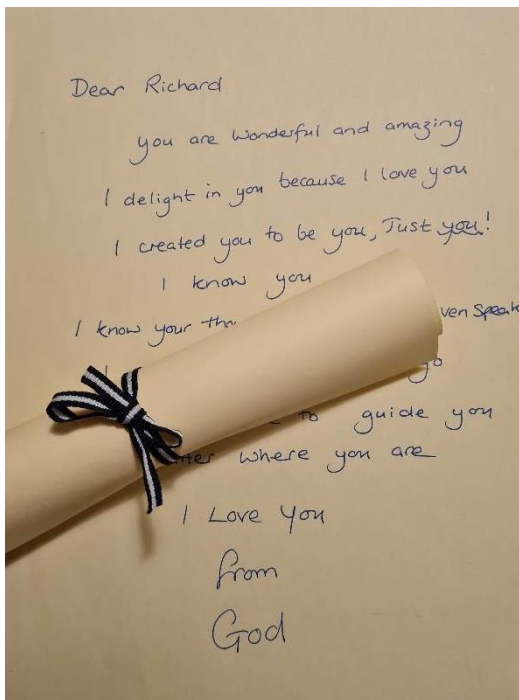
**You are known by God**

**You were created to be you!**

**Say thank you to God for making you to be you!**

**I praise you because you made me in an amazing and wonderful way.**

*Psalm 139:14 (The International Children's Bible)*



*Make a scroll for yourself as a letter from God or make a scroll to give to someone who you would like to know God's love.*

*Here are some words you can use adapted from psalm 139*

**Dear...**

**You are wonderful and amazing.**

**I delight in you because I love you.**

**I created you to be You! Just you!**

**I know you.**

**I know your thoughts before you even speak,**

**I am with you wherever you go,**

**I am always there to guide you no matter where you are**

**I love you**

**from**

**God**

I wonder what happened next after Jesus read from the scroll?

I wonder why you think the people in the synagogue were angry when Jesus read the scroll?

I wonder how you can spread good news this week?



I wonder if you know any other bits of the Old Testament which tell you more about Jesus?



## TO DO TOGETHER...

### How to make a Scrolling Picture


**What you need:** A4 Paper and pens  
Cardboard – old pizza boxes or cereal boxes  
Stapler, scissors and sticky tape  
Two rolling pins or wooden spoons

Identify the main parts of the story and draw pictures or find pictures to use for each part.




Arrange your pictures on paper in chronological order and tape it together into one long scroll, add a few blank pages either end.

Add words and symbols around the pictures and linking the pictures to tell the story. Using a cardboard box, cut two rectangles a few centimetres larger than your pictures



Cut a hole in one of the rectangles, to allow the picture to peep through.

Lay your picture scroll between the 2 cardboard rectangles, creating a viewing screen



Staple along the top to attach the rectangles together. Leave the bottom loose so that you can change picture scrolls. You could use a bit of sticky tape to hold it closed which can be easily removed.

Lastly use sticky tape to attach either end of your scroll to a rolling pin or large wooden spoon, so that you can easily roll and unroll the scroll.

Now you are ready to show your picture scroll show. Slowly roll the scroll onto the rolling pin to allow the story to flow through the screen. You can add music and narration or even film it. I wonder what other stories you might create.



## TO DO TOGETHER...

### Pinwheel Scrolls

**You will need:** Puff pastry  
Fillings -  
(tomato passata, cheese, ham; vegetables;  
chocolate spread; sugar and cinnamon – you  
choose!)  
1 egg beaten

**What you do:**

Heat the oven to 200° gas mark 6  
Roll out the puff pastry into a rectangle (or you can buy ready  
rolled). Spread the pastry with your choice of filling and then roll it  
up lengthwise. Brush with a beaten egg. Slice it and place each  
pinwheel scroll on your lined baking tray. Cook for 10-15 minutes or  
until golden brown. Leave to cool and then enjoy eating and thinking  
about Jesus reading from the scrolls. Remember that God's word  
contains good things that still speak to us today.






## TO DO TOGETHER...

### Badges

**You will need:** Paper plate or pizza board from a shop bought pizza  
Large safety pin  
Sticky tape



### What you do:

Decide what name you want on your badge which reflects who you are:  
Joy bringer, Peace maker, truth teller, gift giver.

Draw out your design. Make it big and represent the words on the badge.

Attach the safety pin to the back of your badge using sticky tape and wear it with pride,  
knowing it reflects who you are.





## TO DO TOGETHER...

### Jesus's actions were stronger than words - Moving Picture

Jesus was not made welcome, but he didn't argue. He was stronger than that. He walked away, allowing the people to think about what they had said and done.

**You will need:** Paper template- or draw your own  
Plain paper  
Scissors  
Colouring material  
Two sticks or straws or old pencils  
Sticky tape

#### What you do:

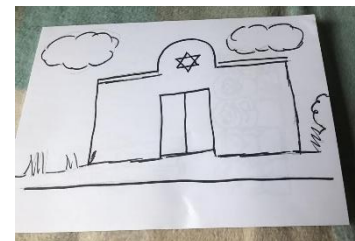
Copy/ draw and colour a Jesus figure and the unfriendly, angry people.

Using a plain sheet of paper draw your own background, thinking about where Jesus was leaving.

The dark line at the bottom of the picture is where you need to cut a strip to allow your puppets into the picture.

Colour the background and cut out your puppets.

Use a stick, straw or pencil and fasten your puppets onto them with sticky tape. Slip them up through the slit you cut along the bottom of your background. Now you can move your puppets to tell the story again.



# Walking the Way

Living the life of Jesus today

**Our Walking the Way Challenge  
this time is...**

**At Home:**

*Jesus used his knowledge of the scripture (what Christians now call the Old Testament) to help him resist temptations in last week's story, and in this story he is reading from the scripture. Can you find some verses from the Bible which really help you – maybe think about some we've seen in Families on Faith Adventures – and try to read them every day this week. You could even try to learn them.*

**Outside:**

*In the next part of the story, the people chase Jesus away because they don't want to hear what he has to say. Find a time or a place this week to go as fast as you can – maybe running or skipping, maybe on a bike ride, or moving your wheelchair as fast as it will go, maybe on a scooter or skates (just remember to do it safely). Sometimes it is right to leave situations which are stifling or make us feel we can't be the person God made us. Enjoy the freedom of being outside.*

**For Others:**

*We do things for others each week, but there may be some people who still get overlooked. The Bible reading reminds us that Jesus was called to bring good news to the poor, to bring sight to the blind, to set prisoners free. Can you record yourself telling a story and send it to someone who might find it difficult to read that story for themselves – maybe someone who can't read yet or someone whose eyesight isn't that good or just someone who might need cheering up with a story.*



The  
United  
Reformed  
Church

**families  
on faith adventures**

at home

### **Adventurers Go!**

*You've shared together, now share with us!*

*Why not send photos of your crafts, your treasure boxes, your Walking the Way challenges - or dress up to make a tableau of the Big Story and take a photo to send in.*

Email your photos to: [lorraine.webb@urc.org.uk](mailto:lorraine.webb@urc.org.uk)  
with parental permission for them to be used in publicity and online URC social media.

Alternatively, share them on our Facebook page  
<https://www.facebook.com/URCchildren.and.youth/>

Remember you can find more resources on our website:  
<https://urc.org.uk/resources-for-children-and-youth>

*And if you've enjoyed these activities, why not see whether your local church runs Pilots or Friends on Faith Adventures (FOFA) when things get back to normal again.*

*Created for you by Nicola Grieves (Eastern Synod), Judy Harris (National Synod of Wales), Hannah Middleton (Northern Synod), Philip Ray (Wessex Synod, North), Lorraine Webb (Programme Officer for CYW), and Ruth White (Wessex Synod, South) on behalf of the CYDO+ and Children's and Youth Work team and Pilots.*



The  
United  
Reformed  
Church



Templates

